



Plan de gestion patrimoniale  
des maisons classées des cités-jardins

# LE LOGIS - FLOREAL

à Watermael-Boitsfort  
édition: 1 septembre 2014



T00	T01	T02	T03	T04	T05	T06
P01	P02	P03	P04	P10	P20	

P01 - CATALOGUE  
DU PETIT PATRIMOINE





Plan de gestion patrimoniale  
des maisons classées des cités-jardins

# LE LOGIS - FLOREAL

## P01 - CATALOGUE DU PETIT PATRIMOINE

édition: 1 septembre 2014

Service Public Régional de Bruxelles  
Bruxelles Développement Urbain  
Direction des Monuments et des Sites

Elaboré pour le SPRB par  
ARSIS, société d'architectes sprl

Éditeur responsable :  
Arlette Verkruyssen, Directeur général  
de Bruxelles Développement Urbain,  
Région Bruxelles Capitale,  
CCN- rue du Progrès 80, 1035 Bruxelles

Dépôt légal D/2014/6860/024



**TABLE DES MATIERES**

<b>1</b>	<b>MODE D'EMPLOI DU CATALOGUE.....</b>	<b>2</b>
1.1	Généralités	2
1.2	Référence aux détails du cahier des détails de construction (P02) et aux descriptions dans le cahier des prescriptions techniques (T02).	2
1.3	Compatibilités entre les détails de construction et préférences.	2
1.4	Les mesures globales des éléments et la proportion $\sqrt{2}/2$ .	3
1.5	Dénomination des modèles dans le catalogue	3
1.6	Imperfections et limites du catalogue.	4
1.7	Les indications des couleurs:	5
<b>2</b>	<b>LES CHÂSSIS - MAISONS "VERTES" (LE LOGIS)</b>	
<b>3</b>	<b>LES CHÂSSIS - MAISONS "JAUNES" (FLOREAL)</b>	
<b>4</b>	<b>LES CHÂSSIS - MAISONS "BLANCHES" (LE LOGIS)</b>	
<b>5</b>	<b>LES LUCARNES - MAISONS "VERTES" (LE LOGIS)</b>	
<b>6</b>	<b>LES LUCARNES - MAISONS JAUNES" (FLOREAL)</b>	
<b>7</b>	<b>LES LUCARNES - MAISONS "BLANCHES" (LE LOGIS)</b>	
<b>8</b>	<b>LES VOLETS BATTANTS</b>	
<b>9</b>	<b>LES PORTES D'ENTREE</b>	
<b>10</b>	<b>LES PORTILLONS</b>	
<b>11</b>	<b>LES AUVENTS</b>	
<b>12</b>	<b>LES PORTES DE GARAGE</b>	
<b>13</b>	<b>LES CHEMINÉES</b>	
<b>14</b>	<b>FERMETURE DES PORCHES TYPE 1 - MAISONS "VERTES" (LE LOGIS)</b>	
<b>15</b>	<b>FERMETURE DES PORCHES TYPE 1 - MAISONS "JAUNES" (FLOREAL)</b>	

## 1 MODE D'EMPLOI DU CATALOGUE

### 1.1 Généralités

Ce volume donne un aperçu des thèmes suivants du "petit patrimoine":

- fenêtres,
- lucarnes,
- portes à rue,
- portillons,
- volets,
- auvents,
- portes de garage,
- cheminées,
- fermeture des porches.

Pour chaque thème, les modèles originaux sont représentés en indiquant l'endroit et la teinte des différentes couleurs d'origine. A cet effet, une distinction est faite entre les maisons dites vertes (Le Logis), jaunes (Floréal) et blanches (Le Logis). Les modèles existants aujourd'hui qui ne figurent pas dans ce catalogue ne sont donc en principe pas d'origine. Il existe une exception: la cheminée du modèle E, très fréquente actuellement à Floréal, figure dans ce catalogue sans être d'origine. Ce modèle a systématiquement remplacé les cheminées de type B.

L'intérêt de ce catalogue réside d'une part dans le fait de représenter et de nommer les différents modèles de petit patrimoine qui existent et, d'autre part, de disposer d'un outil qui permette de situer les détails d'exécution du cahier P02.

### 1.2 Référence aux détails du cahier des détails de construction (P02) et aux descriptions dans le cahier des prescriptions techniques (T02).

Le catalogue renvoie aux dessins de détail du recueil de documents A3 dénommé cahier T02 au moyen des codes se trouvant dans le petit tableau à côté de chaque dessin de ce catalogue. Ce tableau réalise le lien entre deux types de codes:

- **H11, V3a,...: code de localisation.** Ce code localise le détail ou la coupe sur le dessin du catalogue. Le code **H** renvoie à une coupe horizontale, **V** à une coupe verticale.
- **D.23.01, D.21.01,...: référence du détail.** A chaque code de localisation correspond un code de référence du détail. Ce code se rapporte au numéro de référence que porte ce détail dans le cahier A3 (P02). Les caractères de cette référence ne sont pas arbitraires: les trois premiers chiffres ou lettres renseignent sous quelle numérotation ~~de~~ des prescriptions techniques (appelées aussi cahier des charges, T02) se trouvent les descriptions y afférentes. Par ex.,: D.23 renvoie au poste D.2.3 du cahier des charges, complété éventuellement des prescriptions générales du poste D, D0 ou D1.

### 1.3 Compatibilités entre les détails de construction et préférences.

Cette compatibilité est donnée par l' **extension de la référence du détail (#.##.##/n)**. Cette extension **/n** apparaît dans les références complètes, telles qu'elles figurent dans ce cahier P02. Les extensions existent pour différencier des variantes techniques pour un même modèle de châssis, de porte, de lucarne, ... .

Par exemple: des détails de châssis portant une extension /1 ont un rejet d'eau arrondi, et des châssis avec une extension /2 ont un rejet d'eau droit. Ils ont tous les deux des vantaux de 35 mm d'épaisseur. Une extension /3 signifie par contre que le châssis a aussi un rejet d'eau droit mais que les vantaux ont 40 mm d'épaisseur.

Les caractéristiques et significations de l'extension sont déjà intégrés dans les détails. Il n'est donc pas nécessaire que l'utilisateur des présents documents connaisse exactement cette signification. Par contre, il est important, lorsque l'on combine des détails, de toujours combiner ceux portant les mêmes extensions. Par exemple: une coupe verticale avec extension /1 doit être combinée avec la coupe horizontale portant la même extension /1. Si les codes de référence des détails ne portent pas d'extension, ils sont "universels".

En général, les extensions ne sont pas mentionnées dans le catalogue (cahier P01), parce qu'un modèle existe en plusieurs variantes techniques. Par exemple: un châssis du type B a été fabriqué pendant toute la durée de construction de la cité jardin mais il a aussi existé simultanément en plusieurs variantes (dépendant du fournisseur) ou subi une évolution technique (des vantaux plus épais).

En cas de mise en place de nouveaux éléments, le cahier des charges prescrit l'application d'extensions particulières, indépendamment de la situation existante. Cette préférence est expliquée dans les articles respectifs du cahier des prescriptions techniques T02.

#### 1.4 Les mesures globales des éléments et la proportion $\sqrt{2}/2$ .

Les modèles du catalogue sont parfois cotés par une mesure globale (mais pas toujours). Dans les maisons à châssis à croisillons, les mesures globales des châssis, volets, lucarnes, ..., sont le résultat des mesures variables des profils en bois et de la mesure invariable des vitres. En effet, la mesure de la partie vitrée entre les croisillons est invariablement 24,5 cm x 35 cm, répondant à la proportion particulière de  $\sqrt{2}/2$ . Les mesures globales indiquées dans le catalogue, sont dans tous les cas des approximations de ces mesures autorisant une tolérance de 1 cm. Cette tolérance provient des petites différences dans les détails qui portent des extensions différentes.

#### 1.5 Dénomination des modèles dans le catalogue

Dans le catalogue, chaque modèle porte un **code de modèle** écrit en gras, par exemple <A2b>. Ce code de modèle porte sur la forme et non la couleur ; il est d'application par thème. Il existe donc des portes ayant le code A (ainsi que des fenêtres ou des lucarnes, etc.). Quand on parle de la porte <A1>, alors le sujet est clairement déterminé, à l'exception des couleurs.

Les parties composantes du code ont une signification construite sur le codage et les types que le principal auteur des maisons des cités-jardins, l'architecte J.J.Eggericx a utilisés. Sur ses plans, il a désigné le petit patrimoine au moyen de codes de chiffres et de lettres. La relation avec les codes de ce catalogue est la suivante:

- 1) C'est pour les fenêtres, J.J.Eggericx est allé le plus loin dans le codage:
  - a) Tous les codes lettrés que J.J. Eggericx a utilisés ont été repris. La forme du code originel est une lettre majuscule suivie parfois d'un chiffre: A ou A1. Certains modèles n'ont pas été codés par J.J.Eggericx. Pour ceux-ci, on a inventé de nouveaux codes mais il n'y a jamais double emploi avec les codes originaux.
  - b) Aux codes de base, dont la forme est telle que décrite ci-avant, on a ajouté des lettres minuscules, de telle sorte que l'on peut trouver: Aa, A1a,... Ces codes supplémentaires indiquent une différenciation dans le modèle A, A1,... Ces différences se situent souvent dans la façon selon laquelle les fenêtres s'ouvrent.

- c) Un code **<bis>** apparaît dans les noms des lucarnes. Ce code indique qu'une lucarne est recouverte de "sidings", contrairement à une exécution à colombage. Au début de la construction de la cité jardin, toutes les lucarnes étaient construites avec les faces à colombage. Les mêmes modèles de lucarnes furent plus tard réalisés avec un recouvrement en sidings.
- d) Les architectes R. Moenaert et L. François, ont utilisé en partie les modèles de base que J.J.Eggericx avait développés pour les cités-jardins. Une grande partie des éléments des maisons de ces deux auteurs diffèrent légèrement ou fortement de ces modèles de base. Ils sont autrement combinés, comportent des variations dans les détails, ne se basent pas sur le module  $\sqrt{2}/2$ , utilisent d'autres profils à cause de raccords spécifiques nécessaires, etc. Afin d'identifier le mieux possible les éléments dans lesquels ces exceptions apparaissent, le catalogue identifie les modèles qui apparaissent uniquement chez Moenaert et François par un code spécifique: un code **Mo** pour un élément Moenaert, et un code **Fr** pour un élément François.
- e) L'extension « +40 » du code de modèles de la partie 4 (châssis des maisons blanches) indique une variante technique qui a été utilisée après 1940. La différence visuelle par rapport à la variante d'avant 1940 (portant le même code, mais sans cette extension) est minime, mais la qualité technique est meilleure.
- 2) en ce qui concerne les portes, lucarnes, volets, les indications sur les plans d'origine sont très sporadiques. Les modèles de portes et volets dessinés ont apparemment une valeur symbolique et ne varient pas beaucoup. La réalité est plus riche. Pour les lucarnes, le codage d'origine est plus étoffé mais parfois deux lucarnes différentes portaient le même code. Les lucarnes ont été construites de plusieurs façons autour des fenêtres<sup>1</sup>, ce qui a généré divers types de lucarnes. Vu la variabilité toujours croissante que cela impliquait, la discipline de se tenir à un codage strict s'est probablement estompée. Pour les portes, lucarnes et volets, le codage de J.J.Eggericx a été repris seulement quand il paraissait cohérent. La plupart des codes sont donc nouveaux.
- Pour faciliter la reconstruction des lucarnes, leurs modèles mentionnent les codes de modèle des châssis qui ont servi de base pour la composition des lucarnes en question.

## 1.6 Imperfections et limites du catalogue.

Ce catalogue du petit patrimoine a été rédigé sur base de constats in situ et des documents historiques. Ce qui ne garantit pas que tous les modèles d'origine existants ou qui ont existé, y figurent. Il faut tenir compte des limites suivantes dans la consultation de ce document:

- § Pour chaque modèle de portes, volets, lucarnes, ... de même apparence, il peut exister plusieurs modes d'ouverture. Souvent, pour les vantaux fixes, les mêmes profils ont été utilisés que pour les vantaux ouvrants. Quand les fenêtres sont fermées, il n'est pas possible de voir la différence de l'extérieur. Les différentes combinaisons possibles d'ouverture pour une fenêtre n'ont pas été représentées dans ce catalogue qui reprend uniquement celles qui ont été retrouvées. Les détails du recueil A3 permettent cependant de recomposer toutes ces combinaisons.
- § Tous les modèles de portes, volets, lucarnes, portes de garage, ..., ne sont pas couplés à des références à des détails parce que ces détails n'ont pas encore été résumés en un détail "nominal" ou conventionnel (sorte de bonne moyenne de qualité de tous les détails semblables"). Cela n'enlève rien au fait que, par exemple, les améliorations qui sont proposées pour quelques portes soient également appropriées pour TOUS les autres types de portes d'entrée.

<sup>1</sup> Similaire au principe des fenêtres dans les murs de façade.



**1.7****Les indications des couleurs:**

Les recherches chromatiques et stratigraphiques qui ont été effectuées sur plusieurs fenêtres et portes afin de déterminer les teintes originelles n'ont, tout au moins pour le jaune et le vert, pas toujours conduit aux mêmes résultats. Le jaune a fortement tendance à pâlir tandis que le vert devient plus bleu.

Les codes de couleur NCS qui sont mentionnés dans ce catalogue en tant que ligne de conduite en tiennent compte et se rapprochent le plus possible de la teinte de la couleur originelle.



LE LOGIS - FLOREAL

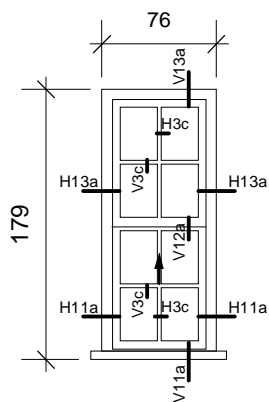
LES CHASSIS  
MAISONS "VERTES"  
(LE LOGIS)

*DE RAMEN  
"GROENE" HUIZEN  
(LE LOGIS)*

*P01-02*



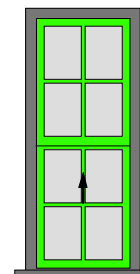
t: 02 410 84 39  
f: 02 410 34 31  
e: [arsis@arsis.be](mailto:arsis@arsis.be)



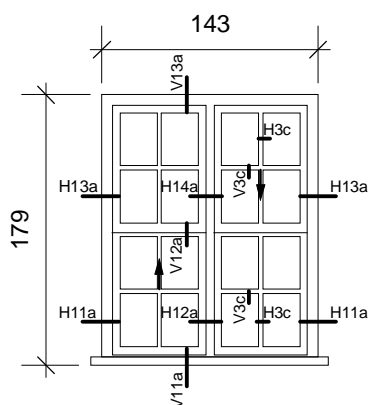
### A1

detail ref.doc.

H11a	D.23.01
H13a	D.23.03
V11a	D.23.05
V12a	D.23.06
V13a	D.23.07
H3c	D.21.03
V3c	D.21.03



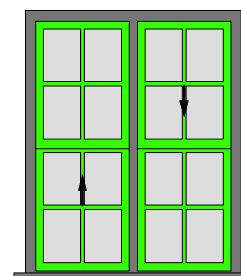
A1



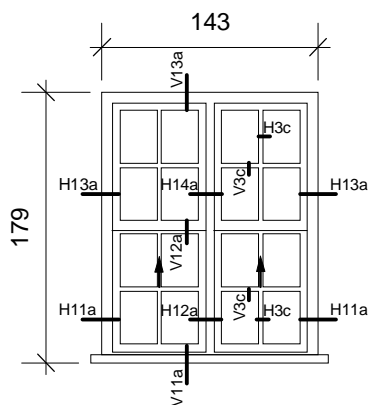
### A2a

detail ref.doc.

H11a	D.23.01
H12a	D.23.02
H13a	D.23.03
H14a	D.23.04
V11a	D.23.05
V12a	D.23.06
V13a	D.23.07
H3c	D.21.03
V3c	D.21.03



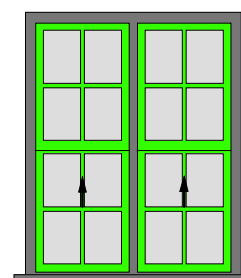
A2a



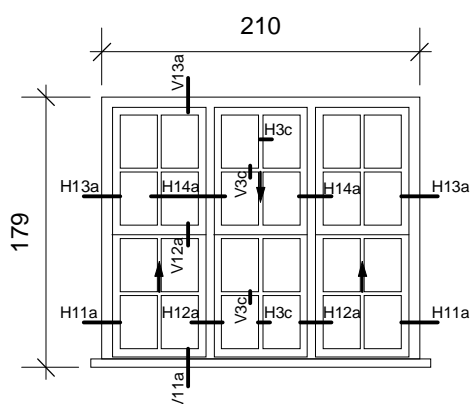
### A2b

detail ref.doc.

H11a	D.23.01
H12a	D.23.02
H13a	D.23.03
H14a	D.23.04
V11a	D.23.05
V12a	D.23.06
V13a	D.23.07
H3c	D.21.03
V3c	D.21.03



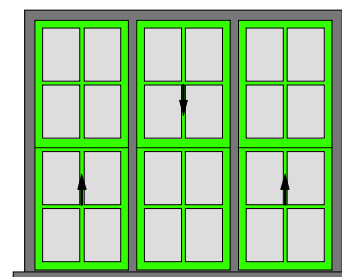
A2b



### A3a

detail ref.doc.

H11a	D.23.01
H12a	D.23.02
H13a	D.23.03
H14a	D.23.04
V11a	D.23.05
V12a	D.23.06
V13a	D.23.07
H3c	D.21.03
V3c	D.21.03

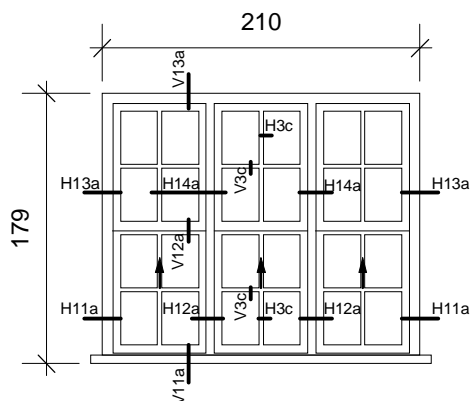


A3a

■ Noir - zwart  
■ Verre - Glas

■ NCS 4060-G2OY: vert - groen

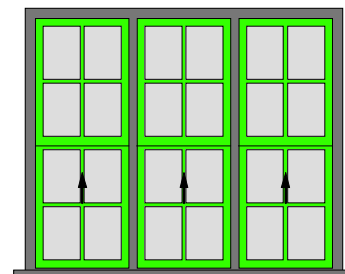
Dimension réelle du jour vitré: 24,5 x 35 cm  
netto glasopeningen: 24,5 x 35 cm



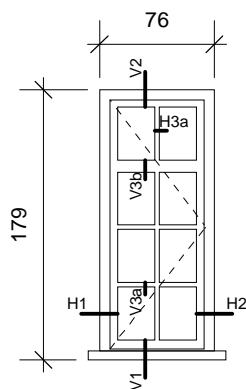
### A3b

detail ref.doc.

H11a	D.23.01
H12a	D.23.02
H13a	D.23.03
H14a	D.23.04
V11a	D.23.05
V12a	D.23.06
V13a	D.23.07
H3c	D.21.03
V3c	D.21.03



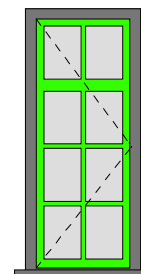
A3b



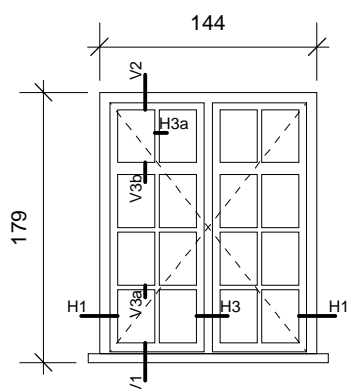
### B1

detail ref.doc.

H1	D.24.01
H2	D.24.02
H3a	D.21.01
V1	D.24.07
V2	D.24.08
V3a	D.21.01
V3b	D.21.02



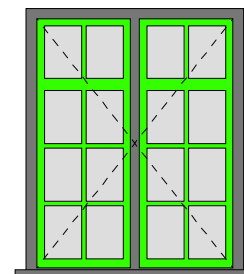
B1



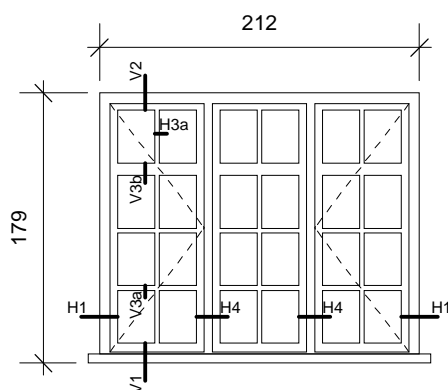
### B2a

detail ref.doc.

H1	D.24.01
H3	D.24.03
H3a	D.21.01
V1	D.24.07
V2	D.24.08
V3b	D.21.02
V3a	D.21.01



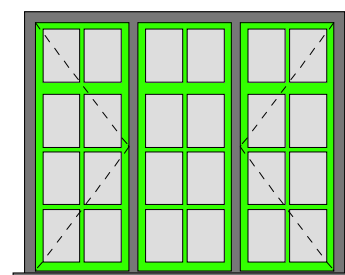
B2a



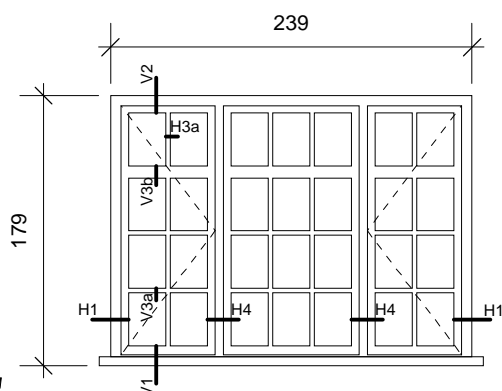
### B3a

detail ref.doc.

H1	D.24.01
H3a	D.21.01
H4	D.24.05
V1	D.24.07
V2	D.24.07
V3a	D.21.01
V3b	D.21.02



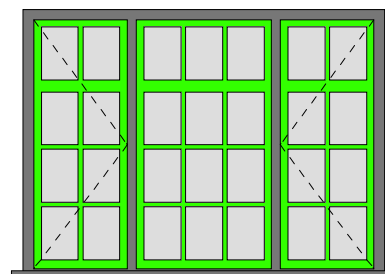
B3a



### B3bis

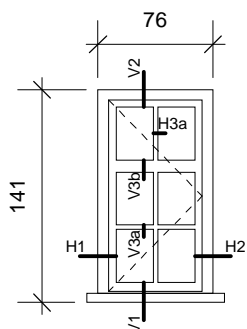
detail ref.doc.

H1	D.24.01
H3a	D.21.01
H4	D.24.05
V1	D.24.07
V2	D.24.07
V3a	D.21.01
V3b	D.21.02



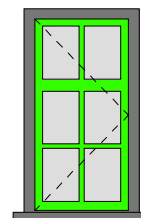
B3bis

### C1



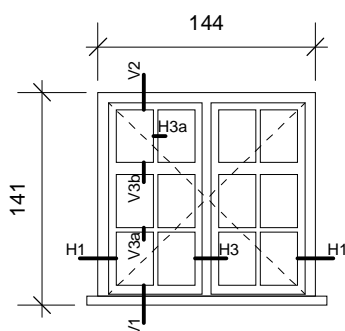
detail ref.doc.

H1	D.24.01
H2	D.24.02
H3a	D.21.01
V1	D.24.07
V2	D.24.08
V3a	D.21.01
V3b	D.21.02



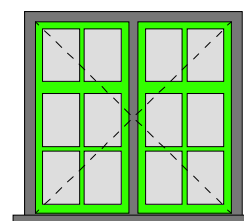
C1

### C2a



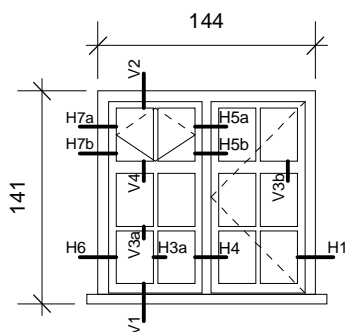
detail ref.doc.

H1	D.24.01
H3	D.24.03
H3a	D.21.01
V1	D.24.07
V2	D.24.08
V3b	D.21.02
V3a	D.21.01



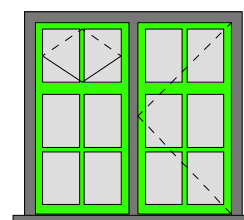
C2a

### C2b

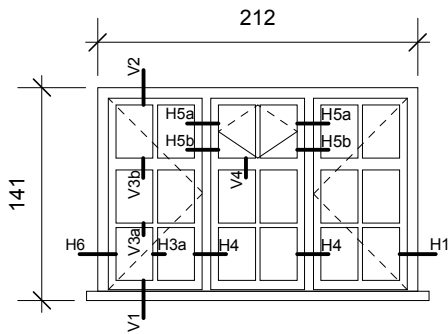


detail ref.doc.

H1	D.24.01
H3a	D.21.01
H4	D.24.05
H5a	D.25.01
H5b	D.25.02
H6	D.22.01
H7a	D.25.03
H7b	D.25.04
V1	D.24.07
V2	D.24.08
V3a	D.21.01
V3b	D.21.02
V4	D.25.05



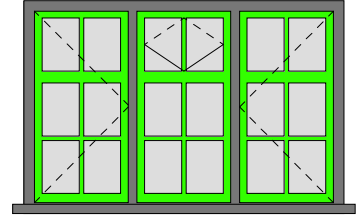
C2b



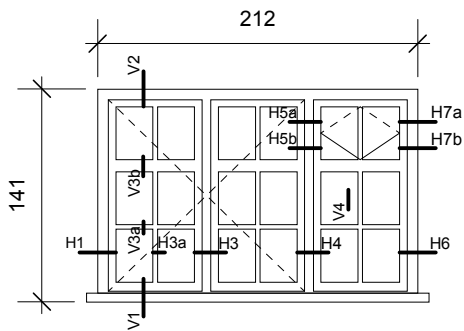
### C3a

detail ref.doc.

H1	D.24.01
H3a	D.21.01
H4	D.24.05
H5a	D.25.01
H5b	D.25.02
V1	D.24.07
V2	D.24.08
V3a	D.21.01
V3b	D.21.02
V4	D.25.05



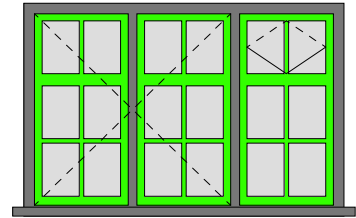
C3a



### C3b

detail ref.doc.

H1	D.24.01
H3	D.24.03
H3a	D.21.01
H4	D.24.05
H5a	D.25.01
H5b	D.25.02
H6	D.22.01
H7a	D.25.03
H7b	D.25.04
V1	D.24.07
V2	D.24.08
V3a	D.21.01
V3b	D.21.02
V4	D.25.05



C3b



t: 02 410 84 39  
f: 02 410 34 31  
e: arsis@arsis.be

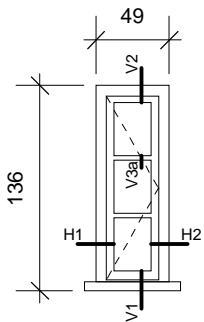
■ Noir - zwart  
■ Verre - Glas

■ NCS 4060-G20Y: vert - groen

Dimension réelle du jour vitré: 24,5 x 35 cm  
netto glasopeningen: 24,5 x 35 cm

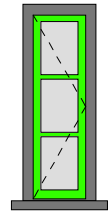


### D



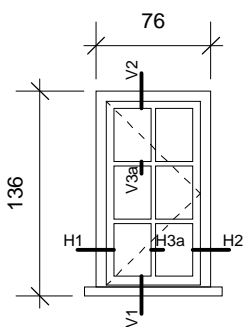
detail ref.doc.

H1	D.24.01
H2	D.24.02
V1	D.24.07
V2	D.24.08
V3a	D.21.01



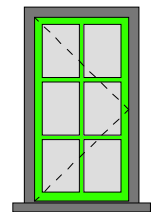
D

### D1



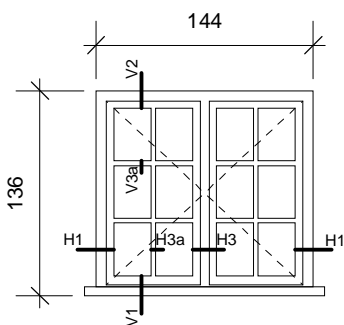
detail ref.doc.

H1	D.24.01
H2	D.24.02
H3a	D.21.01
V1	D.24.07
V2	D.24.08
V3a	D.21.01



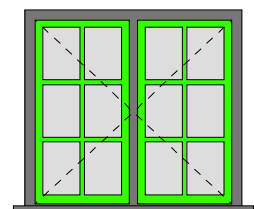
D1

### D2



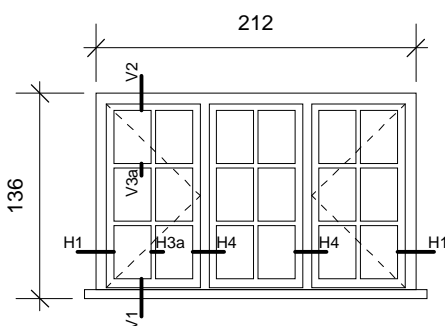
detail ref.doc.

H1	D.24.01
H3	D.24.03
H3a	D.21.01
V1	D.24.07
V2	D.24.08
V3a	D.21.01



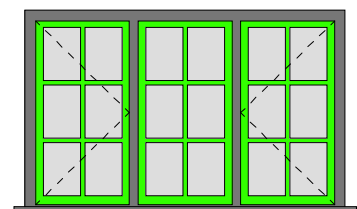
D2

### D3a



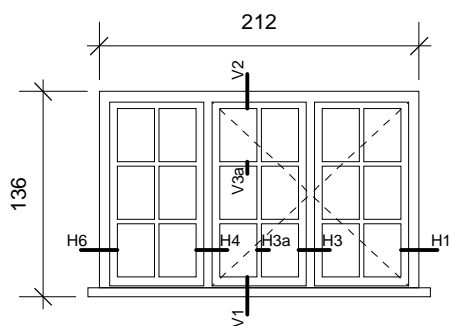
detail ref.doc.

H1	D.24.01
H4	D.24.05
H3a	D.21.01
V1	D.24.07
V2	D.24.08
V3a	D.21.01



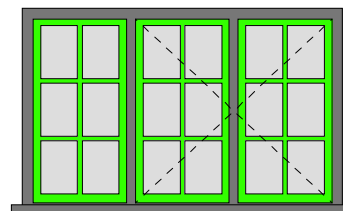
D3a

### D3b



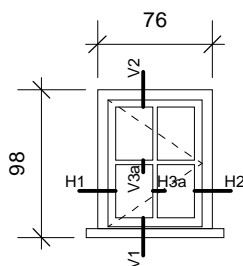
detail ref.doc.

H1	D.24.01
H3	D.24.03
H3a	D.21.01
H4	D.24.05
H6	D.22.01
V1	D.24.07
V2	D.24.08
V3a	D.21.01



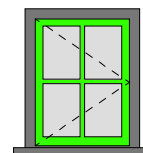
D3b

### E



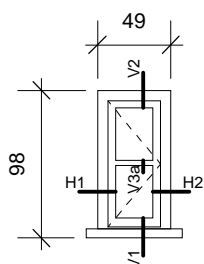
detail ref.doc.

H1	D.24.01
H2	D.24.02
H3a	D.21.01
V1	D.24.07
V2	D.24.08
V3a	D.21.01



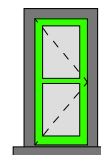
E

### E1



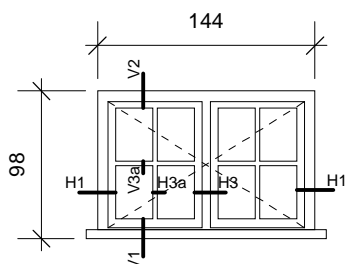
detail ref.doc.

H1	D.24.01
H2	D.24.02
V1	D.24.07
V2	D.24.08
V3a	D.21.01



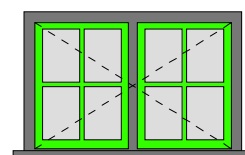
E1

### E2



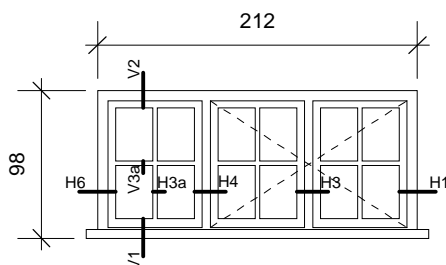
detail ref.doc.

H1	D.24.01
H3	D.24.03
H3a	D.21.01
V1	D.24.07
V2	D.24.08
V3a	D.21.01



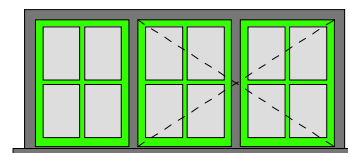
E2

### E3

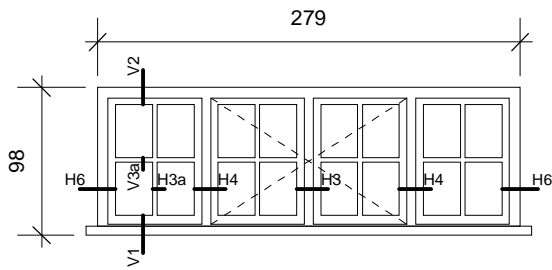


detail ref.doc.

H1	D.24.01
H3	D.24.03
H3a	D.21.01
H4	D.24.05
H6	D.22.01
V1	D.24.07
V2	D.24.08
V3a	D.21.01

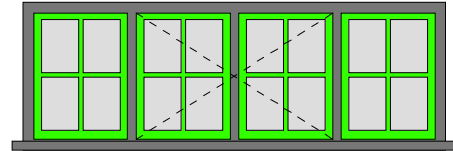


E3

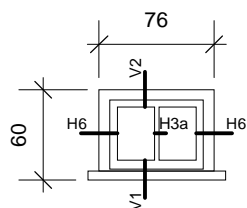


# E4

detail	ref.doc.
H3	D.24.03
H3a	D.21.01
H4	D.24.05
H6	D.22.01
V1	D.24.07
V2	D.24.08
V3a	D.21.01




E4



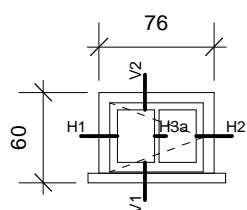
### Fa

detail ref.doc.

H3a	D.21.01
H6	D.22.01
V1	D.24.07
V2	D.24.08



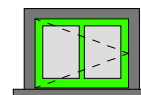
Fa



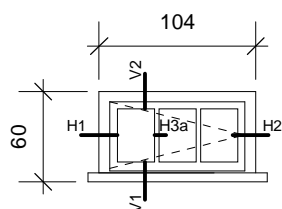
### Fb

detail ref.doc.

H1	D.24.01
H2	D.24.02
H3a	D.21.01
V1	D.24.07
V2	D.24.08



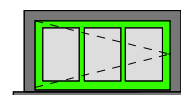
Fb



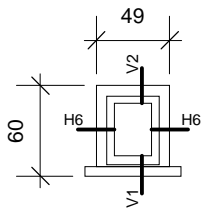
### Fc

detail ref.doc.

H1	D.24.01
H2	D.24.02
H3a	D.21.01
V1	D.24.07
V2	D.24.08



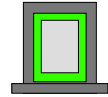
Fc



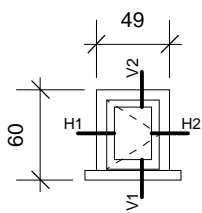
### F1a

detail ref.doc.

H6 D.22.01  
V1 D.24.07  
V2 D.24.08



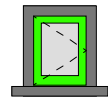
F1a



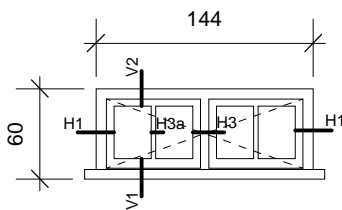
### F1b

detail ref.doc.

H1 D.24.01  
H2 D.24.02  
V1 D.24.07  
V2 D.24.08



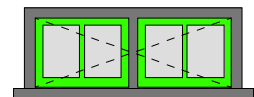
F1b



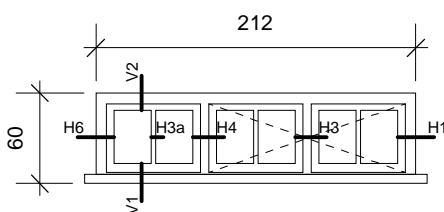
### F2

detail ref.doc.

H1 D.24.01  
H3 D.24.03  
H3a D.21.01  
V1 D.24.07  
V2 D.24.08



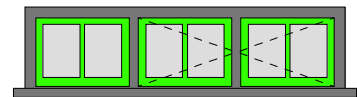
F2



### F3

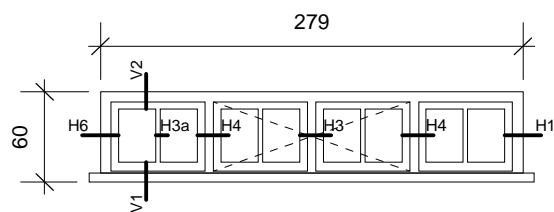
detail ref.doc.

H1 D.24.01  
H3 D.24.03  
H3a D.21.01  
H4 D.24.05  
H6 D.22.01  
V1 D.24.07  
V2 D.24.08



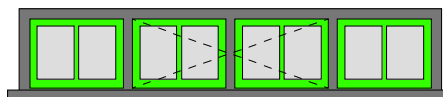
F3

### F4

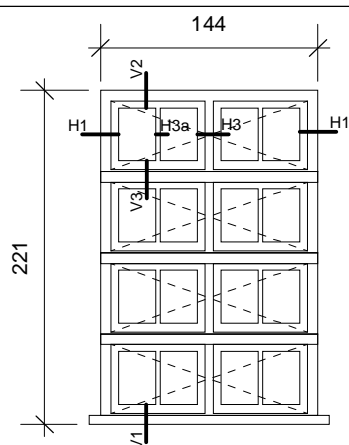


detail ref.doc.

H1	D.24.01
H3	D.24.03
H4	D.24.05
H3a	D.21.01
H6	D.22.01
V1	D.24.07
V2	D.24.08



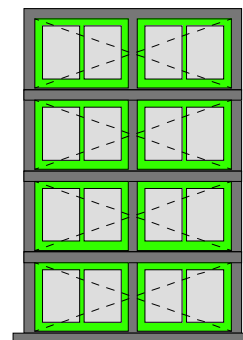
F4



### 4F2

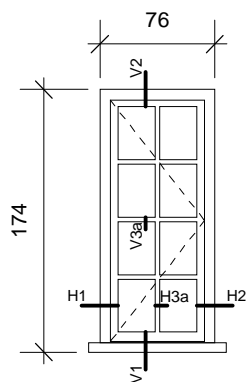
detail ref.doc.

H1	D.24.01
H3	D.24.03
H3a	D.21.01
V1	D.24.07
V2	D.24.08
V3	D.24.09



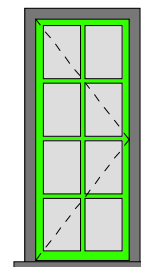
4F2

### G



detail ref.doc.

H1	D.24.01
H2	D.24.02
H3a	D.21.01
V1	D.24.07
V2	D.24.08
V3a	D.21.01



G



LE LOGIS - FLOREAL

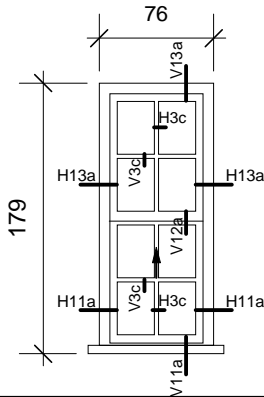
LES CHASSIS  
MAISONS "JAUNES"  
(FLOREAL)

*DE RAMEN  
"GELE" HUIZEN  
(FLOREAL)*

*P01-03*



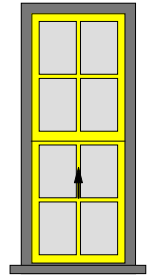
t: 02 410 84 39  
f: 02 410 34 31  
e: [arsis@arsis.be](mailto:arsis@arsis.be)



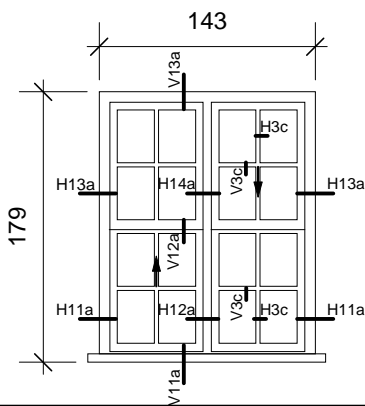
### A1

detail ref.doc.

H11a	D.23.01
H13a	D.23.03
V11a	D.23.05
V12a	D.23.06
V13a	D.23.07
H3c	D.21.03
V3c	D.21.03



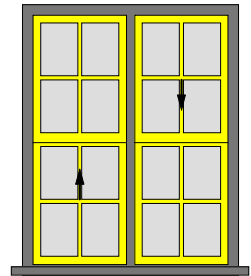
A1



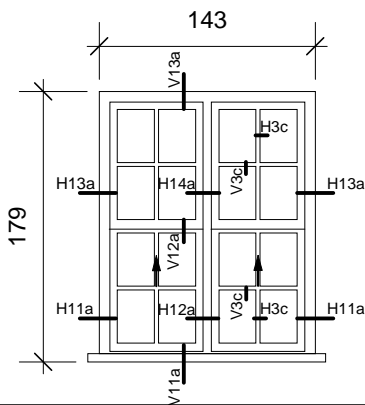
### A2a

detail ref.doc.

H11a	D.23.01
H12a	D.23.02
H13a	D.23.03
H14a	D.23.04
V11a	D.23.05
V12a	D.23.06
V13a	D.23.07
H3c	D.21.03
V3c	D.21.03



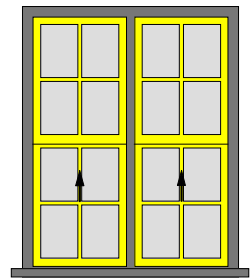
A2a



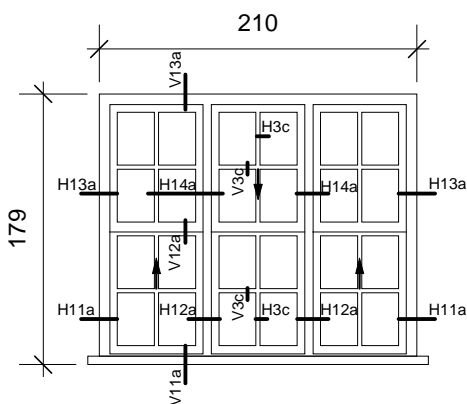
### A2b

detail ref.doc.

H11a	D.23.01
H12a	D.23.02
H13a	D.23.03
H14a	D.23.04
V11a	D.23.05
V12a	D.23.06
V13a	D.23.07
H3c	D.21.03
V3c	D.21.03



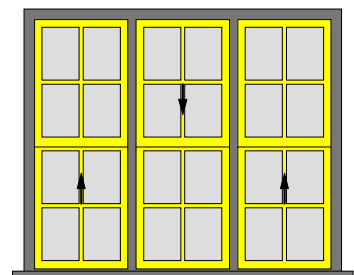
A2b



### A3a

detail ref.doc.

H11a	D.23.01
H12a	D.23.02
H13a	D.23.03
H14a	D.23.04
V11a	D.23.05
V12a	D.23.06
V13a	D.23.07
H3c	D.21.03
V3c	D.21.03



A3a

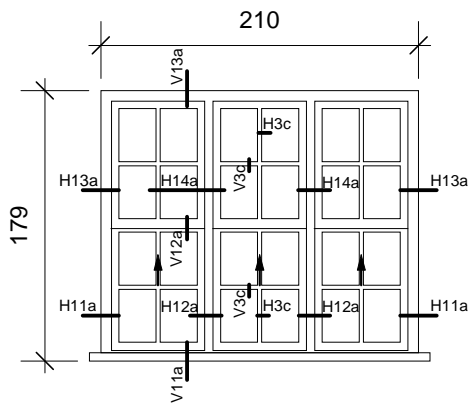


t: 02 410 84 39  
f: 02 410 34 31  
e: arsis@arsis.be

■ Noir - zwart  
■ Verre - Glas

■ NCS 0070-G90Y: jaune - geel

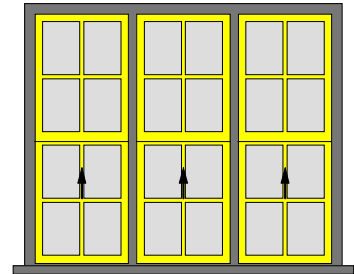
Dimension réelle du jour vitré: 24,5 x 35 cm  
netto glasopeningen: 24,5 x 35 cm



### A3b

detail ref.doc.

H11a	D.23.01
H12a	D.23.02
H13a	D.23.03
H14a	D.23.04
V11a	D.23.05
V12a	D.23.06
V13a	D.23.07
H3c	D.21.03
V3c	D.21.03



A3b

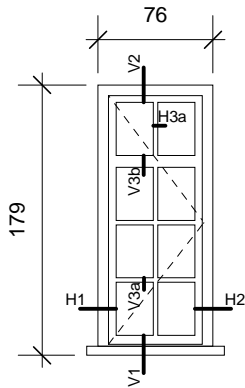


t: 02 410 84 39  
f: 02 410 34 31  
e: arsis@arsis.be

■ Noir - zwart  
■ Verre - Glas

■ NCS 0070-G90Y: jaune - geel

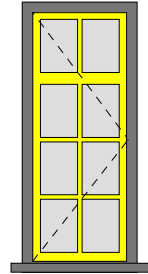
Dimension réelle du jour vitré: 24,5 x 35 cm  
netto glasopeningen: 24,5 x 35 cm



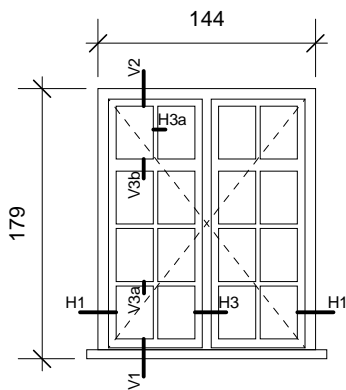
### B1

detail ref.doc.

H1	D.24.01
H2	D.24.02
H3a	D.21.01
V1	D.24.07
V2	D.24.08
V3a	D.21.01
V3b	D.21.02



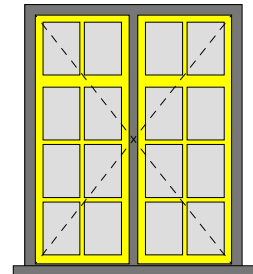
B1



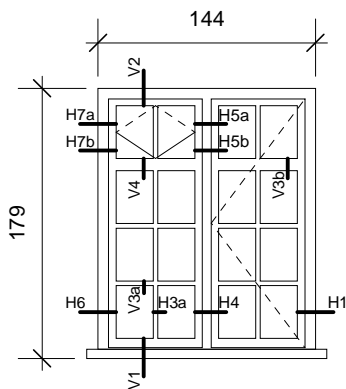
### B2a

detail ref.doc.

H1	D.24.01
H3	D.24.03
H3a	D.21.01
V1	D.24.07
V2	D.24.08
V3b	D.21.02
V3a	D.21.01



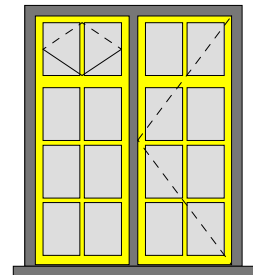
B2a



### B2b

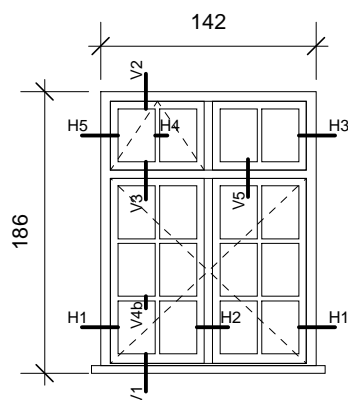
detail ref.doc.

H1	D.24.01
H3a	D.21.01
H4	D.24.05
H5a	D.25.01
H5b	D.25.02
H6	D.22.01
H7a	D.25.03
H7b	D.25.04
V1	D.24.07
V2	D.24.08
V3a	D.21.01
V3b	D.21.02
V4	D.25.05



B2b

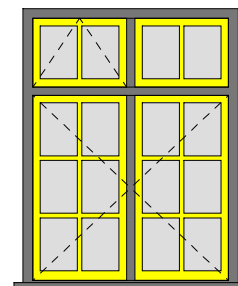




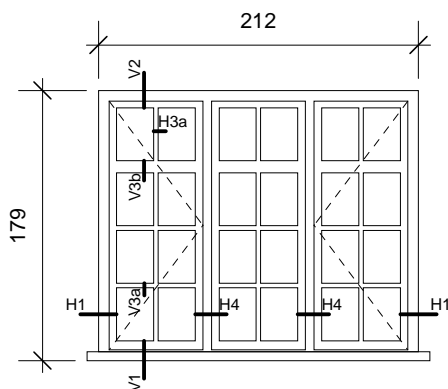
### B2c

detail ref.doc.

H1	D.24.01
H2	D.24.03
H3	D.22.01
H4	D.21.01
H5	D.26.03
V1	D.24.07
V2	D.24.08
V3	D.26.01
V4b	D.21.01
V5	D.22.02



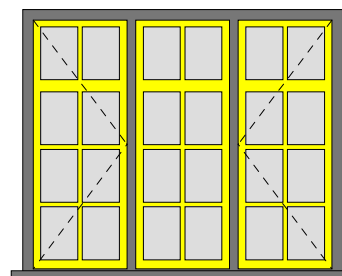
B2c



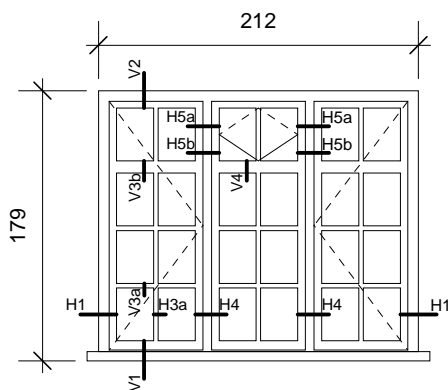
### B3a

detail ref.doc.

H1	D.24.01
H3a	D.21.01
H4	D.24.05
V1	D.24.07
V2	D.24.07
V3a	D.21.01
V3b	D.21.02



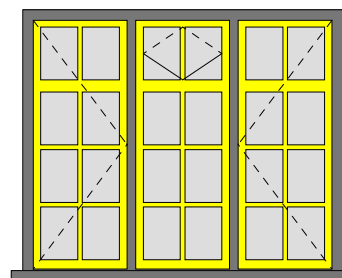
B3a



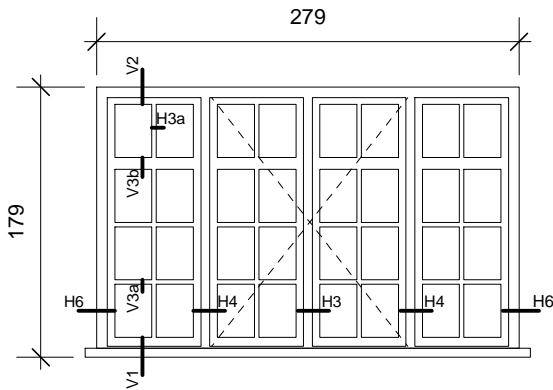
### B3b

detail ref.doc.

H1	D.24.01
H3a	D.21.01
H4	D.24.05
H5a	D.25.01
H5b	D.25.02
V1	D.24.07
V2	D.24.08
V3a	D.21.01
V3b	D.21.02
V4	D.25.05



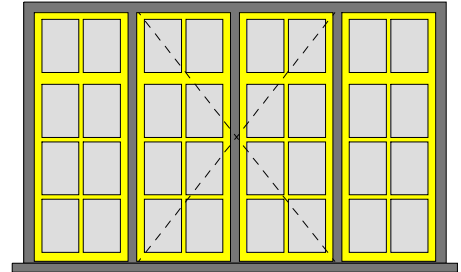
B3b



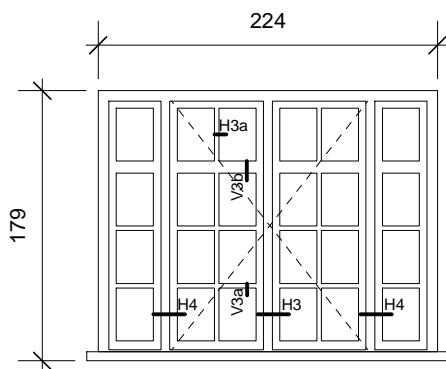
### B4

detail ref.doc.

H3	D.24.03
H3a	D.21.01
H4	D.24.05
H6	D.22.01
V1	D.24.07
V2	D.24.07
V3a	D.21.01
V3b	D.21.02



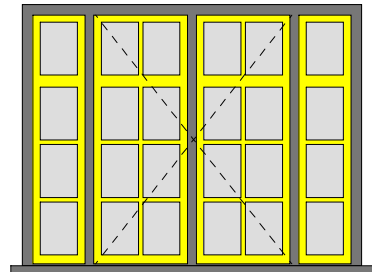
B4



### B4bis

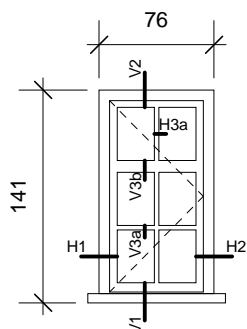
detail ref.doc.

H3	D.24.03
H3a	D.21.01
H4	D.24.05
V3a	D.21.01
V3b	D.21.02



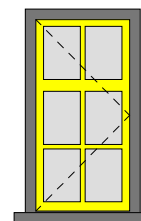
B4bis

### C1



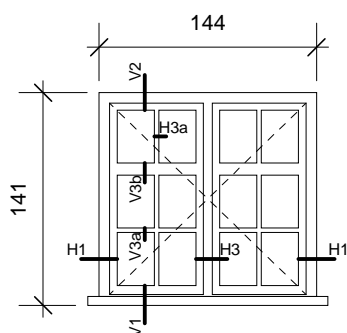
detail ref.doc.

H1	D.24.01
H2	D.24.02
H3a	D.21.01
V1	D.24.07
V2	D.24.08
V3a	D.21.01
V3b	D.21.02



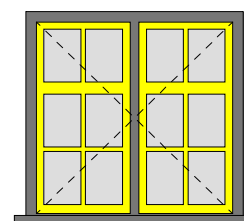
C1

### C2a



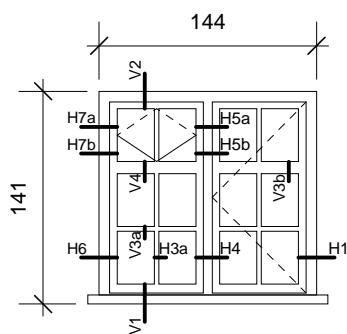
detail ref.doc.

H1	D.24.01
H3	D.24.03
H3a	D.21.01
V1	D.24.07
V2	D.24.08
V3b	D.21.02
V3a	D.21.01



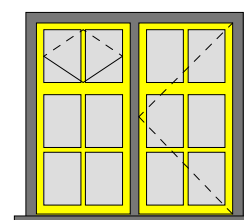
C2a

### C2b

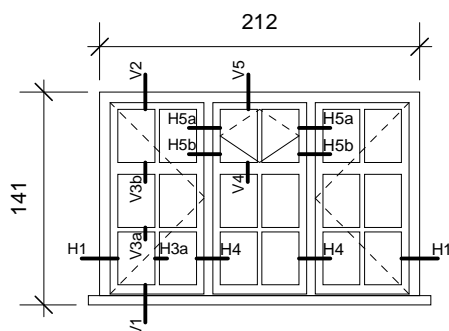


detail ref.doc.

H1	D.24.01
H3a	D.21.01
H4	D.24.05
H5a	D.25.01
H5b	D.25.02
H6	D.22.01
H7a	D.25.03
H7b	D.25.04
V1	D.24.07
V2	D.24.08
V3a	D.21.01
V3b	D.21.02
V4	D.25.05



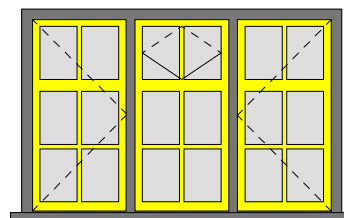
C2b



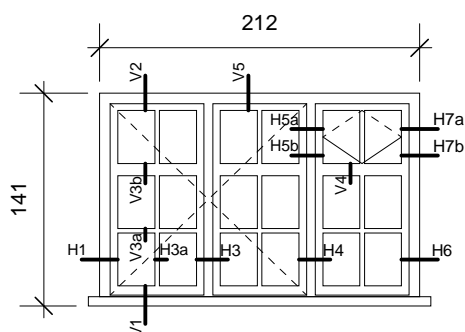
### C3a

detail ref.doc.

H1	D.24.01
H3a	D.21.01
H4	D.24.05
H5a	D.25.01
H5b	D.25.02
V1	D.24.07
V2	D.24.08
V3a	D.21.01
V3b	D.21.02
V4	D.25.05
V5	D.24.08



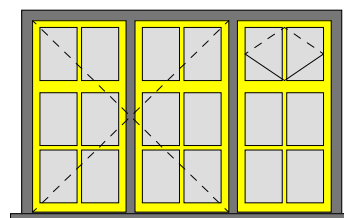
C3a



### C3b

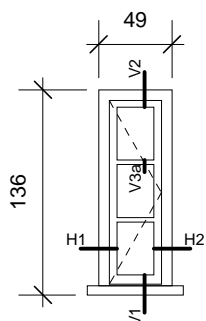
detail ref.doc.

H1	D.24.01
H3	D.24.03
H3a	D.21.01
H4	D.24.05
H5a	D.25.01
H5b	D.25.02
H6	D.22.01
H7a	D.25.03
H7b	D.25.04
V1	D.24.07
V2	D.24.08
V3a	D.21.01
V3b	D.21.02
V4	D.25.05
V5	D.24.08



C3b

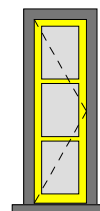




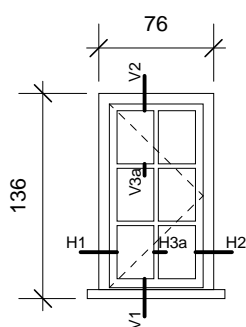
### D

detail ref.doc.

H1	D.24.01
H2	D.24.02
V1	D.24.07
V2	D.24.08
V3a	D.21.01



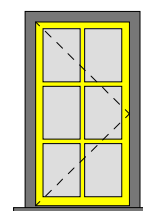
D



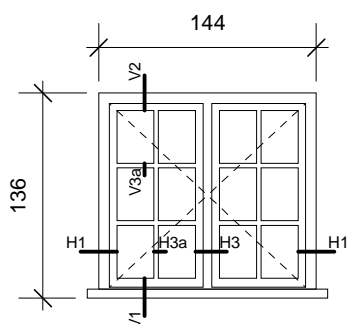
### D1

detail ref.doc.

H1	D.24.01
H2	D.24.02
H3a	D.21.01
V1	D.24.07
V2	D.24.08
V3a	D.21.01



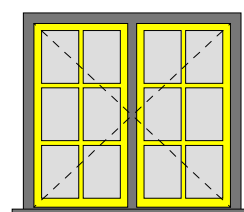
D1



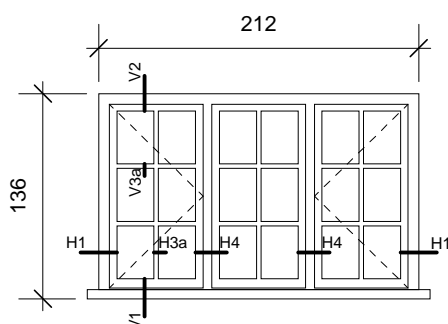
### D2

detail ref.doc.

H1	D.24.01
H3	D.24.03
H3a	D.21.01
V1	D.24.07
V2	D.24.08
V3a	D.21.01



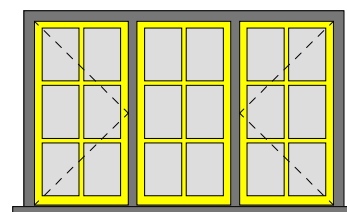
D2



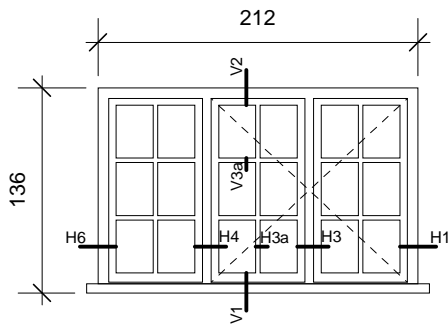
### D3a

detail ref.doc.

H1	D.24.01
H4	D.24.05
H3a	D.21.01
V1	D.24.07
V2	D.24.08
V3a	D.21.01



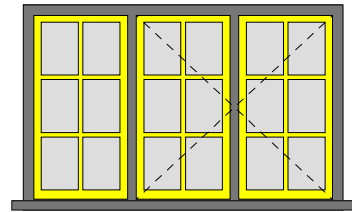
D3a



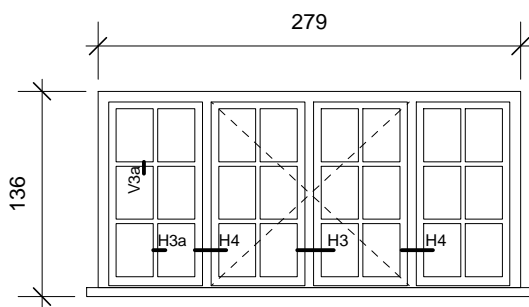
### D3b

detail ref.doc.

H1	D.24.01
H3	D.24.03
H3a	D.21.01
H4	D.24.05
H6	D.22.01
V1	D.24.07
V2	D.24.08
V3a	D.21.01



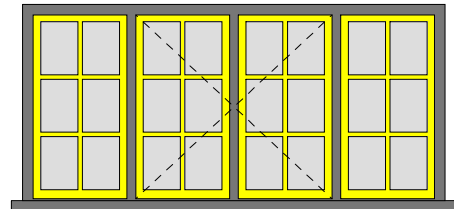
D3b



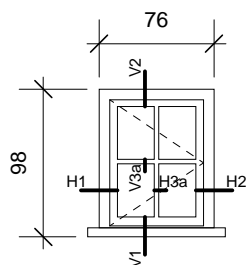
### D4

detail ref.doc.

H3	D.24.03
H3a	D.21.01
H4	D.24.05
V3a	D.21.01



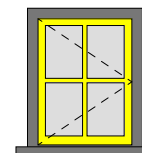
D4



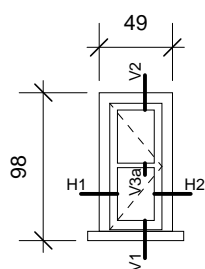
### E

detail ref.doc.

H1	D.24.01
H2	D.24.02
H3a	D.21.01
V1	D.24.07
V2	D.24.08
V3a	D.21.01



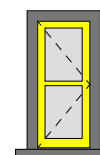
E



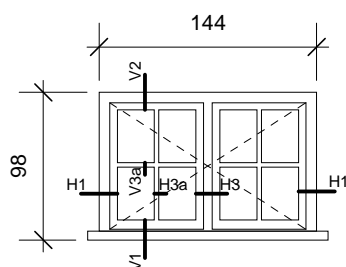
### E1

detail ref.doc.

H1	D.24.01
H2	D.24.02
V1	D.24.07
V2	D.24.08
V3a	D.21.01



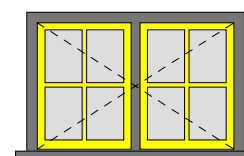
E1



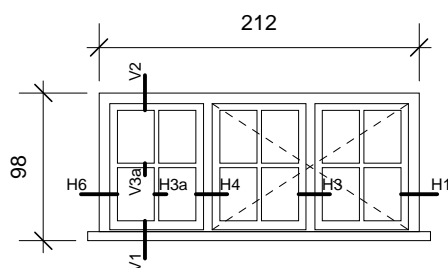
### E2

detail ref.doc.

H1	D.24.01
H3	D.24.03
H3a	D.21.01
V1	D.24.07
V2	D.24.08
V3a	D.21.01



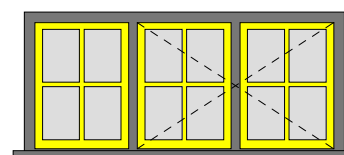
E2



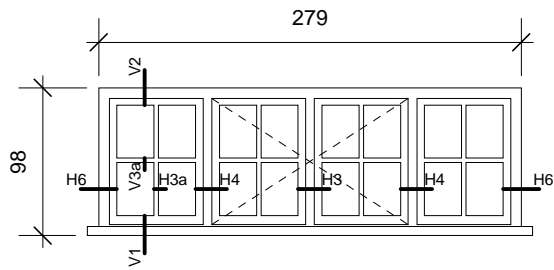
### E3

detail ref.doc.

H1	D.24.01
H3	D.24.03
H3a	D.21.01
H4	D.24.05
H6	D.22.01
V1	D.24.07
V2	D.24.08
V3a	D.21.01



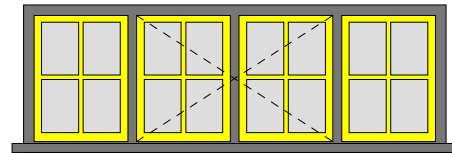
E3



# E4

detail ref.doc.

H3	D.24.03
H3a	D.21.01
H4	D.24.05
H6	D.22.01
V1	D.24.07
V2	D.24.08
V3a	D.21.01



E4

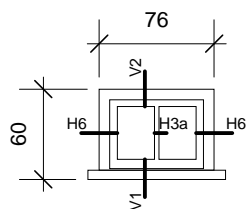


t: 02 410 84 39  
f: 02 410 34 31  
e: arsis@arsis.be

■ Noir - zwart  
■ Verre - Glas

■ NCS 0070-G90Y: jaune - geel

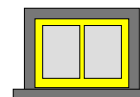
Dimension réelle du jour vitré: 24,5 x 35 cm  
netto glasopeningen: 24,5 x 35 cm



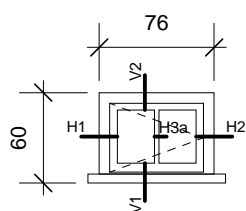
### Fa

detail ref.doc.

H3a	D.21.01
H6	D.22.01
V1	D.24.07
V2	D.24.08



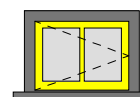
Fa



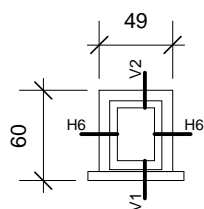
### Fb

detail ref.doc.

H1	D.24.01
H2	D.24.02
H3a	D.21.01
V1	D.24.07
V2	D.24.08




Fb



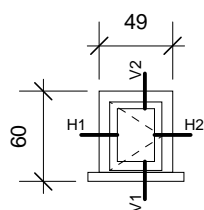
### F1a

detail ref.doc.

H6	D.22.01
V1	D.24.07
V2	D.24.08



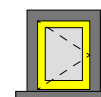
F1a



### F1b

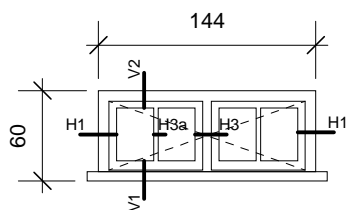
detail ref.doc.

H1	D.24.01
H2	D.24.02
V1	D.24.07
V2	D.24.08



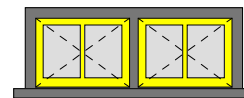
F1b

### F2



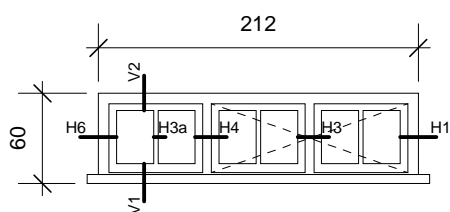
detail ref.doc.

H1	D.24.01
H3	D.24.03
H3a	D.21.01
V1	D.24.07
V2	D.24.08



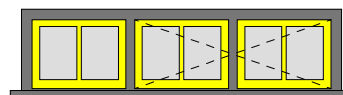
F2

### F3



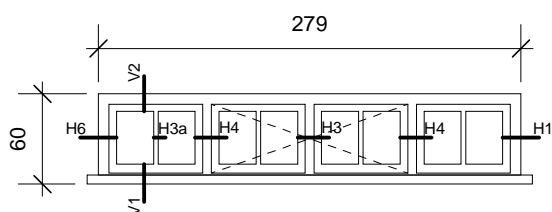
detail ref.doc.

H1	D.24.01
H3	D.24.03
H3a	D.21.01
H4	D.24.05
H6	D.22.01
V1	D.24.07
V2	D.24.08



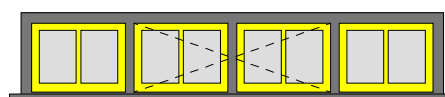
F3

### F4



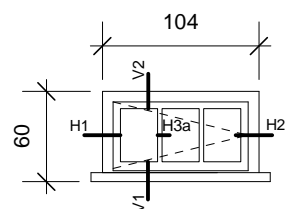
detail ref.doc.

H1	D.24.01
H3	D.24.03
H4	D.24.05
H3a	D.21.01
H6	D.22.01
V1	D.24.07
V2	D.24.08



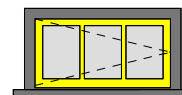
F4

### Fc

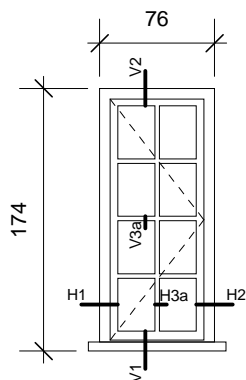


detail ref.doc.

H1	D.24.01
H2	D.24.02
H3a	D.21.01
V1	D.24.07
V2	D.24.08



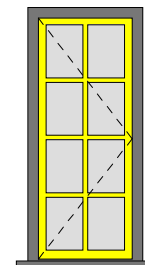
Fc



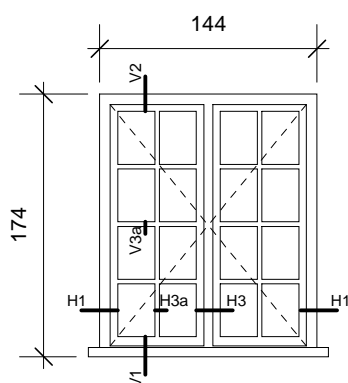
### G

detail ref.doc.

H1	D.24.01
H2	D.24.02
H3a	D.21.01
V1	D.24.07
V2	D.24.08
V3a	D.21.01



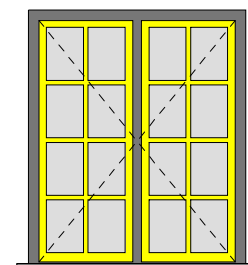
G



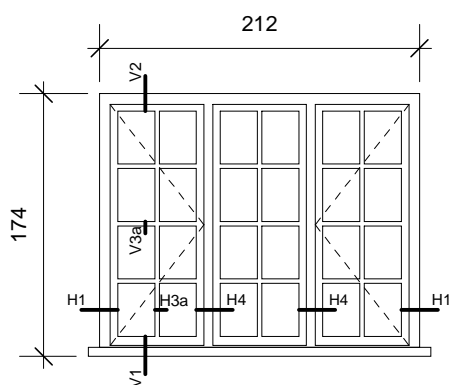
### G2

detail ref.doc.

H1	D.24.01
H3	D.24.03
H3a	D.21.01
V1	D.24.07
V2	D.24.08
V3a	D.21.01



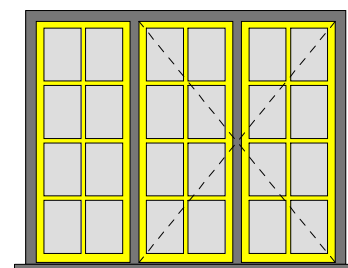
G2



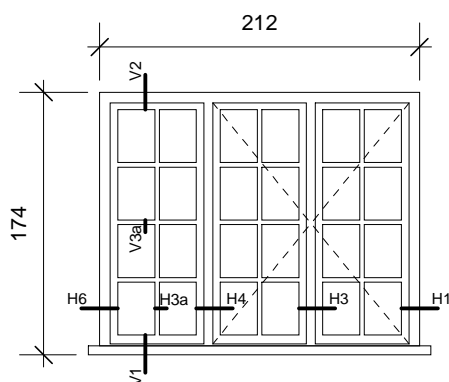
### G3a

detail ref.doc.

H1	D.24.01
H4	D.24.05
H3a	D.21.01
V1	D.24.07
V2	D.24.08
V3a	D.21.01



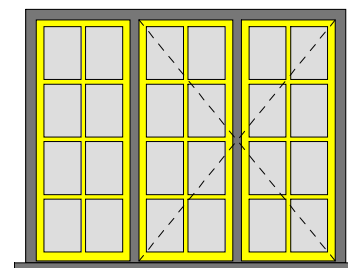
G3



### G3b

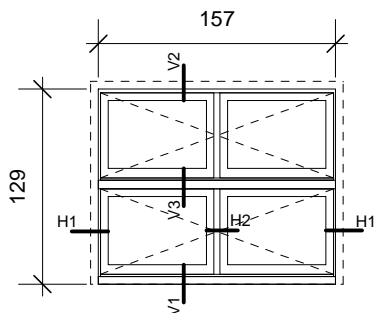
detail ref.doc.

H1	D.24.01
H3	D.24.03
H3a	D.21.01
H4	D.24.05
H6	D.22.01
V1	D.24.07
V2	D.24.08
V3a	D.21.01



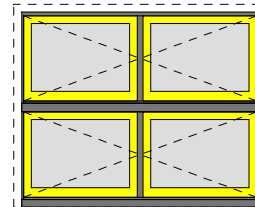
G3

### M



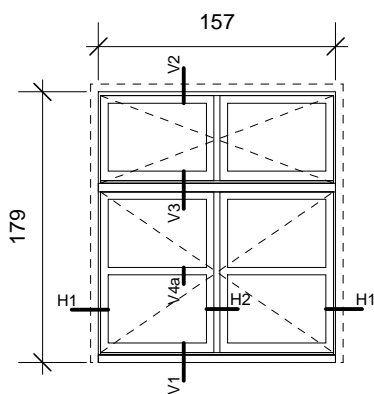
detail ref.doc.

H1	D.24.01
H2	D.24.03
V1	D.24.07
V2	D.24.08
V3	D.24.09



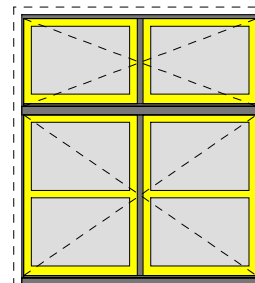
M

### N2



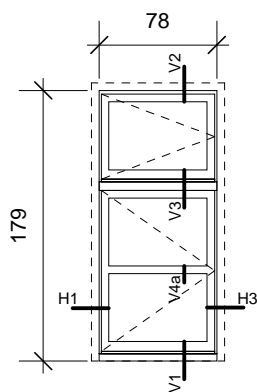
detail ref.doc.

H1	D.24.01
H2	D.24.03
V1	D.24.07
V2	D.24.08
V3	D.24.09
V4a	D.21.04



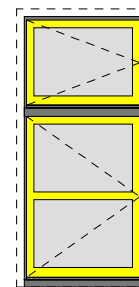
N

### N1



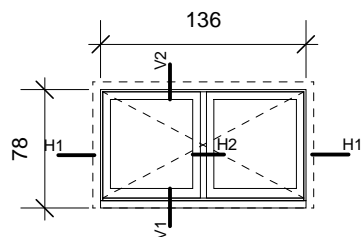
detail ref.doc.

H1	D.24.01
H3	D.24.02
V1	D.24.07
V2	D.24.08
V3	D.24.09
V4a	D.21.04



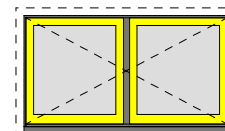
N1

### O



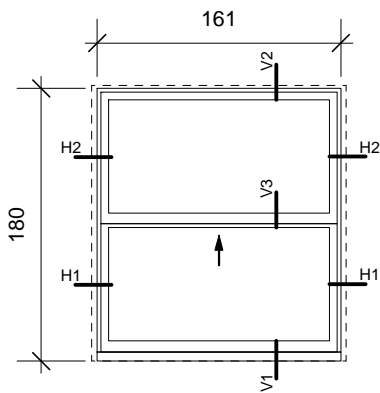
detail ref.doc.

H1	D.24.01
H2	D.24.03
V1	D.24.07
V2	D.24.08



O

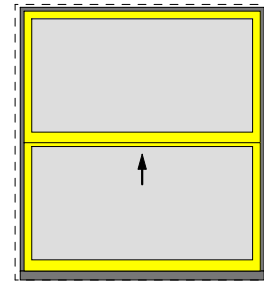




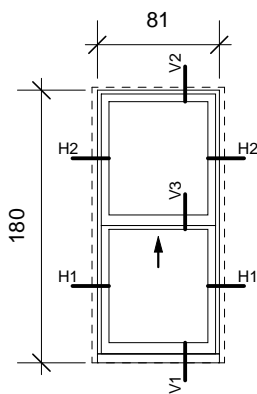
### P

detail ref.doc.

H1	D.23.11
H2	D.23.12
V1	D.23.13
V2	D.23.14
V3	D.23.15



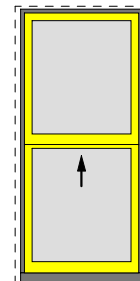
P



### Q

detail ref.doc.

H1	D.23.11
H2	D.23.12
V1	D.23.13
V2	D.23.14
V3	D.23.15



Q



LE LOGIS - FLOREAL

LES CHASSIS  
MAISONS "BLANCHES"  
(LE LOGIS)

*DE RAMEN  
"WITTE" HUIZEN  
(LE LOGIS)*

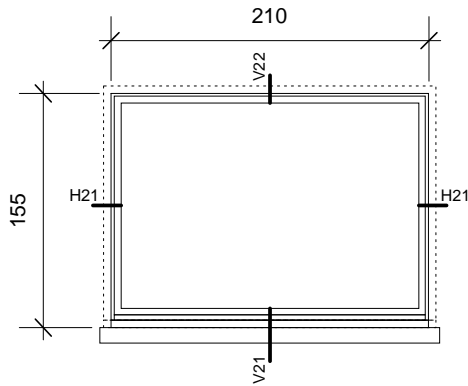
*P01-04*



t: 02 410 84 39  
f: 02 410 34 31  
e: [arsis@arsis.be](mailto:arsis@arsis.be)

## Vensters type Fenêtres

p. P01-04/1



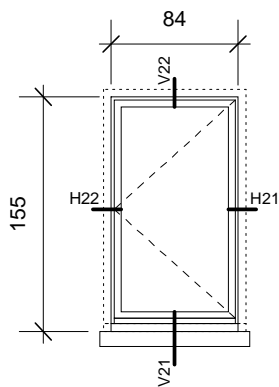
### I

detail ref.doc.

H21	D.24.11
V21	D.24.15
V22	D.24.16



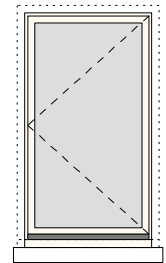
I



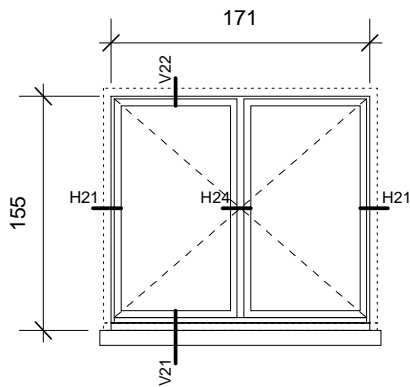
### I1

detail ref.doc.

H21	D.24.11
H22	D.24.12
V21	D.24.15
V22	D.24.16



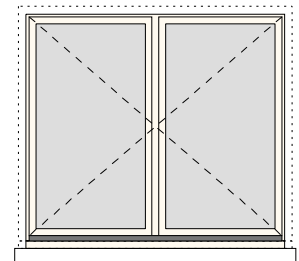
I1



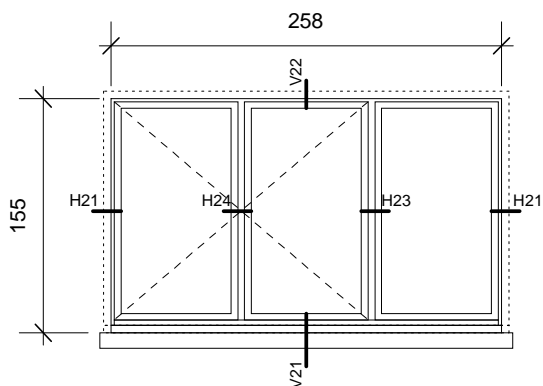
### I2

detail ref.doc.

H21	D.24.11
H24	D.24.14
V21	D.24.15
V22	D.24.16



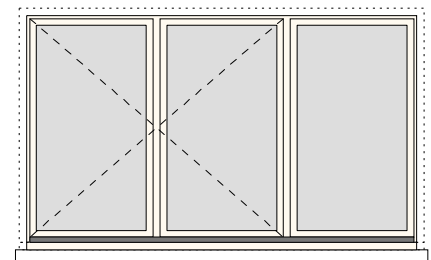
I2



### I3

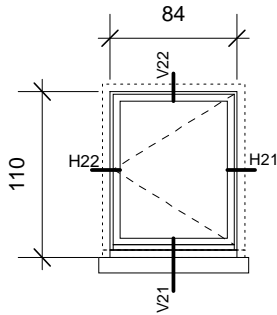
detail ref.doc.

H21	D.24.11
H23	D.24.13
H24	D.24.14
V21	D.24.15
V22	D.24.16



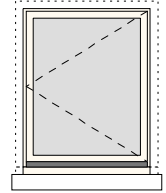
I3

### K1



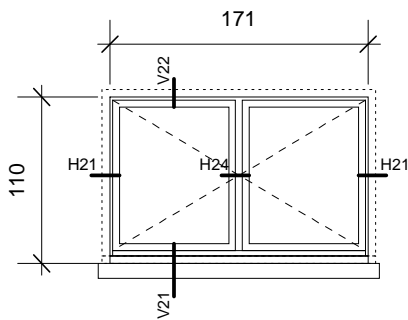
detail ref.doc.

H21	D.24.11
H22	D.24.12
V21	D.24.15
V22	D.24.16



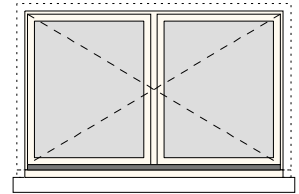
K1

### K2



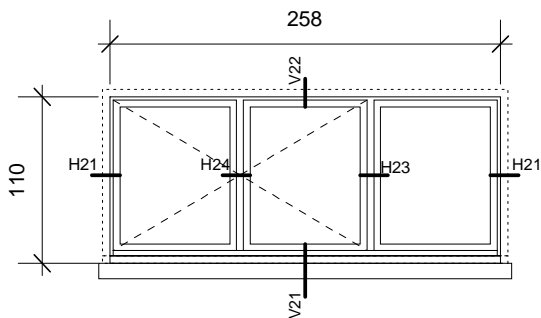
detail ref.doc.

H21	D.24.11
H24	D.24.14
V21	D.24.15
V22	D.24.16



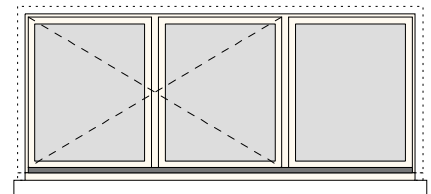
K2

### K3



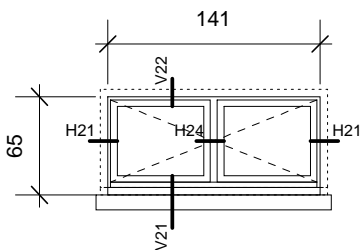
detail ref.doc.

H21	D.24.11
H23	D.24.13
H24	D.24.14
V21	D.24.15
V22	D.24.16



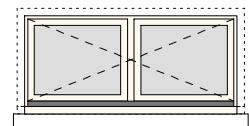
K3

### L



detail ref.doc.

H21	D.24.11
H24	D.24.14
V21	D.24.15
V22	D.24.16

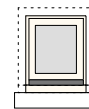
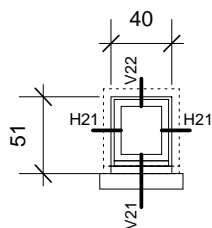


L

### J

detail ref.doc.

H21	D.24.11
V21	D.24.15
V22	D.24.16

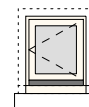
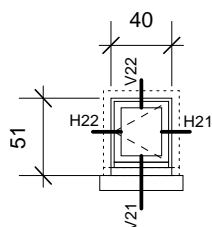


J

### Ja

detail ref.doc.

H21	D.24.11
H22	D.24.12
V21	D.24.15
V22	D.24.16

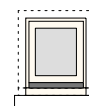
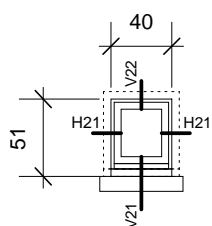


Ja

### J(+40)

detail ref.doc.

H21	D.24.21
V21	D.24.25
V22	D.24.26

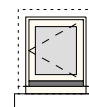
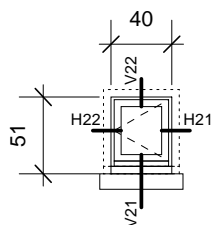


J(+40)

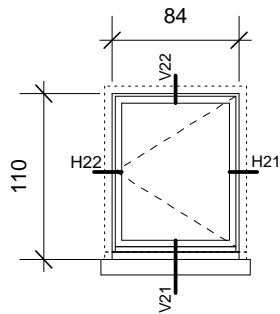
### Ja(+40)

detail ref.doc.

H21	D.24.21
H22	D.24.22
V21	D.24.25
V22	D.24.26



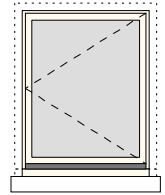
Ja(+40)



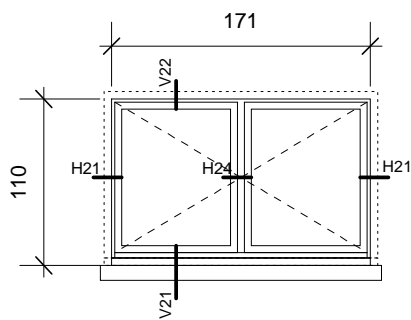
### K1(+40)

detail ref.doc.

H21	D.24.21
H22	D.24.22
V21	D.24.25
V22	D.24.26



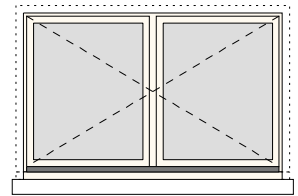
K1(+40)



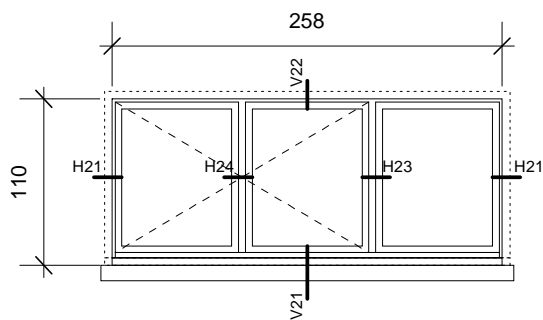
### K2(+40)

detail ref.doc.

H21	D.24.21
H24	D.24.24
V21	D.24.25
V22	D.24.26



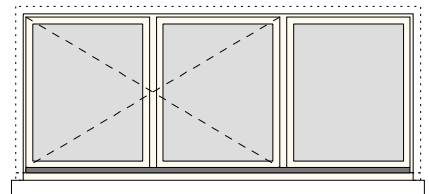
K2(+40)



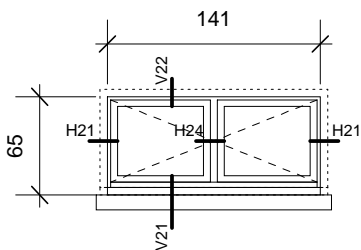
### K3(+40)

detail ref.doc.

H21	D.24.21
H23	D.24.23
H24	D.24.24
V21	D.24.25
V22	D.24.26



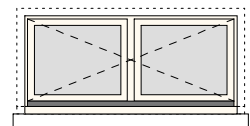
K3(+40)



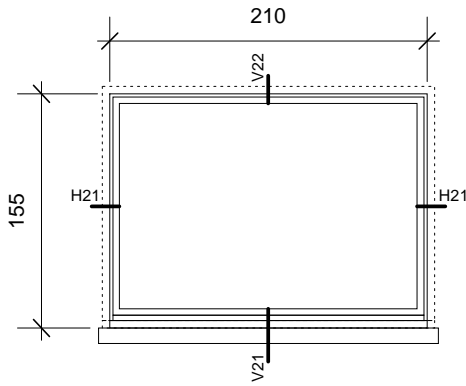
### L(+40)

detail ref.doc.

H21	D.24.21
H24	D.24.24
V21	D.24.25
V22	D.24.26



L(+40)



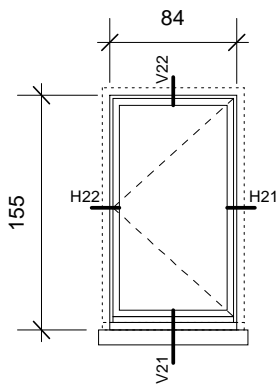
### I(+40)

detail ref.doc.

H21	D.24.21
V21	D.24.25
V22	D.24.26



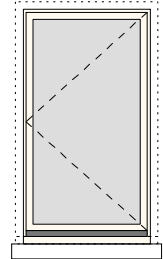
I(+40)



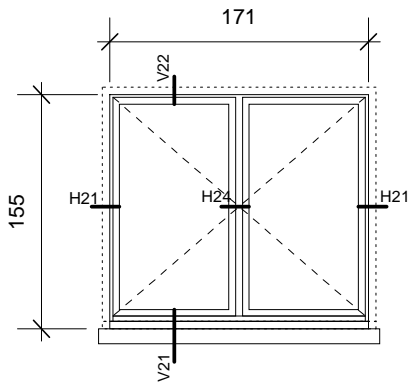
### I1(+40)

detail ref.doc.

H21	D.24.21
H22	D.24.22
V21	D.24.25
V22	D.24.26



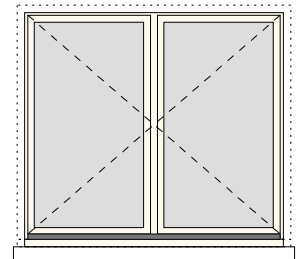
I1(+40)



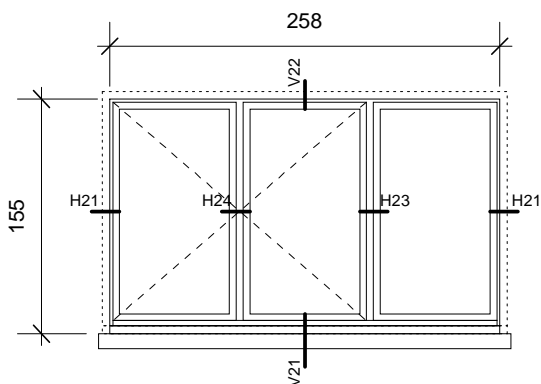
### I2(+40)

detail ref.doc.

H21	D.24.21
H24	D.24.24
V21	D.24.25
V22	D.24.26



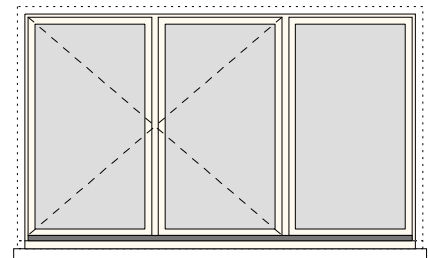
I2(+40)



### I3(+40)

detail ref.doc.

H21	D.24.21
H23	D.24.23
H24	D.24.24
V21	D.24.25
V22	D.24.26



I3(+40)



LE LOGIS - FLOREAL

LES LUCARNES  
MAISONS "VERTES"  
(LE LOGIS)

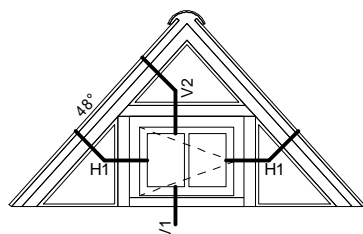
*DE DAKKAPELLEN  
"GROENE" HUIZEN  
(LE LOGIS)*

*P01-05*

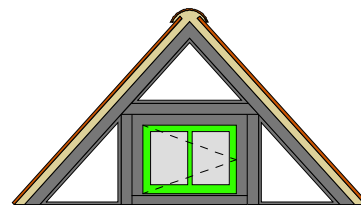


t: 02 410 84 39  
f: 02 410 34 31  
e: [arsis@arsis.be](mailto:arsis@arsis.be)

### A

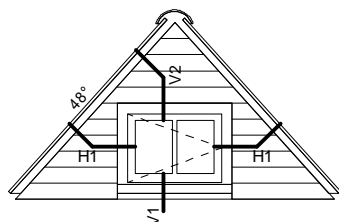


raam fenêtre	Fb
detail	ref.doc.
aanzicht	C.41.01
H1	C.41.21/1
V1	C.41.11/1
V2	C.41.12/1

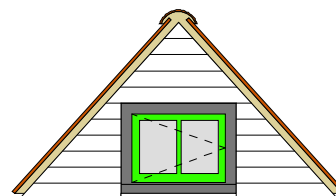


A

### Abis

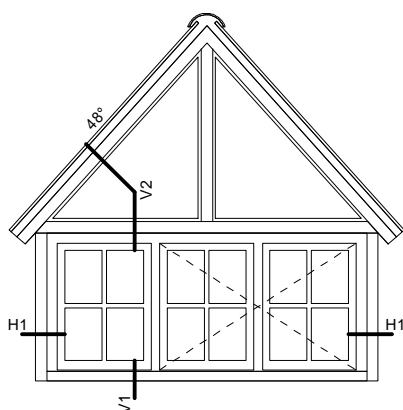


raam fenêtre	Fb
detail	ref.doc.
H1	C.42.21/3
V1	C.42.11/3
V2	C.42.12/3




Abis

### B

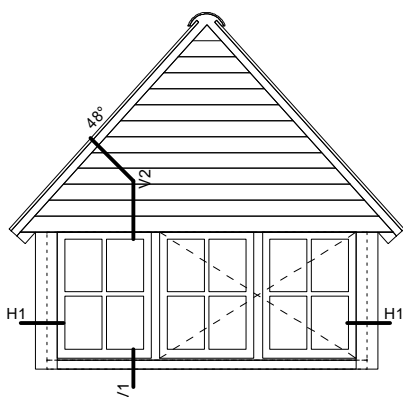


raam fenêtre	E3
detail	ref.doc.
H1	C.41.22/2
V1	C.41.11/2
V2	C.41.12/2

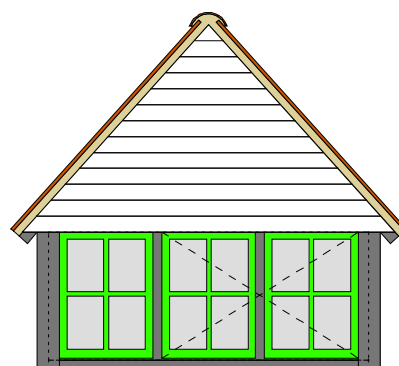


B

### Bbis

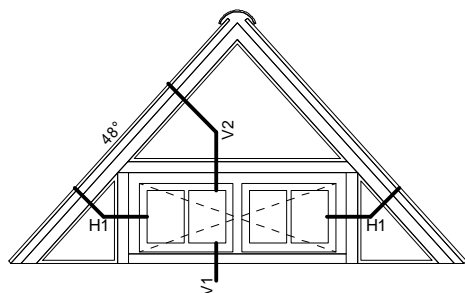


raam fenêtre	E3
detail	ref.doc.
H1	C.42.22/2
V1	C.42.11/2
V2	C.42.12/2

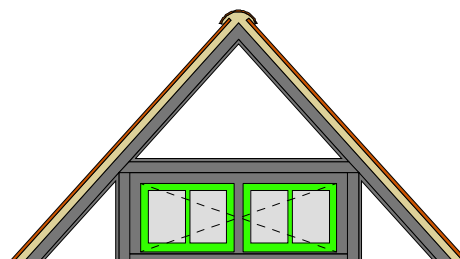


Bbis

### Ca

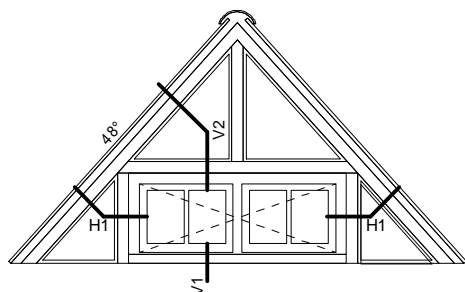


raam	F2
fenêtre	
detail	ref.doc.
aanzicht	C.41.01
H1	C.41.21/1
V1	C.41.11/1
V2	C.41.12/1

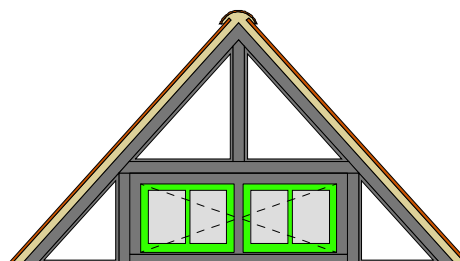


Ca

### Cb

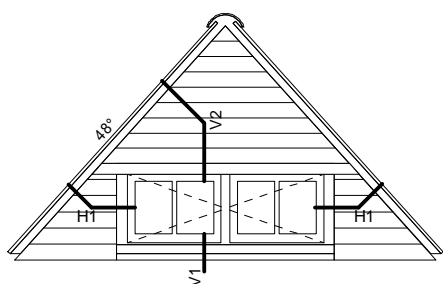


raam	F2
fenêtre	
detail	ref.doc.
aanzicht	C.41.01
H1	C.41.21/1
V1	C.41.11/1
V2	C.41.12/1

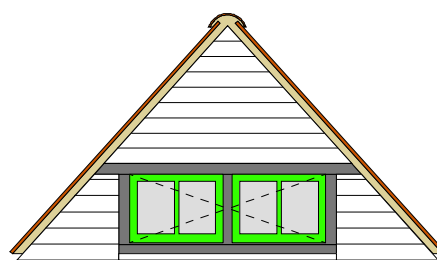


Cb

### Cbis

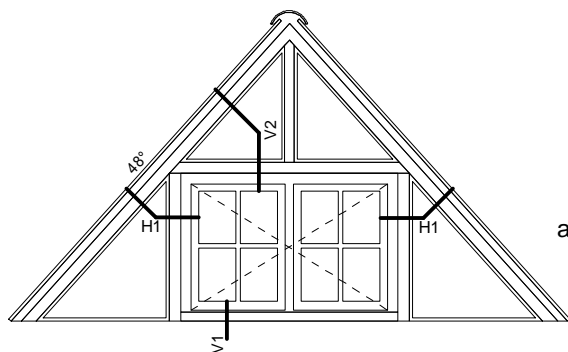


raam	F2
fenêtre	
detail	ref.doc.
H1	C.42.21/1
V1	C.42.11/1
V2	C.42.12/1

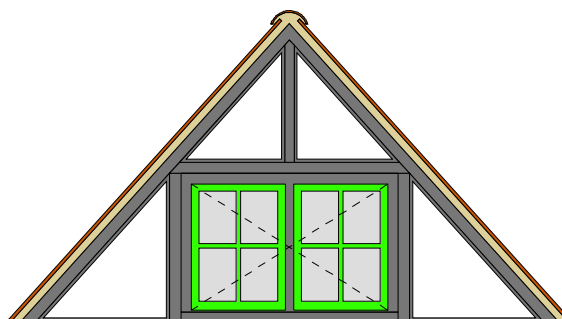


Cbis

### D

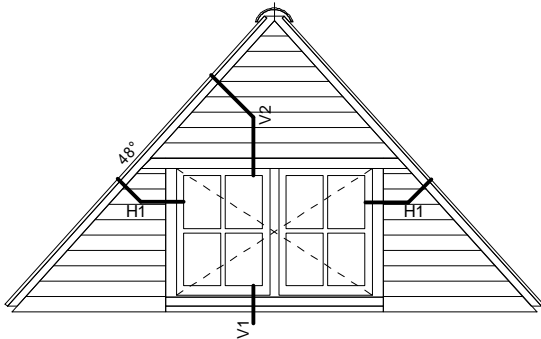


raam	E2
fenêtre	
detail	ref.doc.
aanzicht	C.41.01
H1	C.41.21/1
V1	C.41.11/1
V2	C.41.12/1

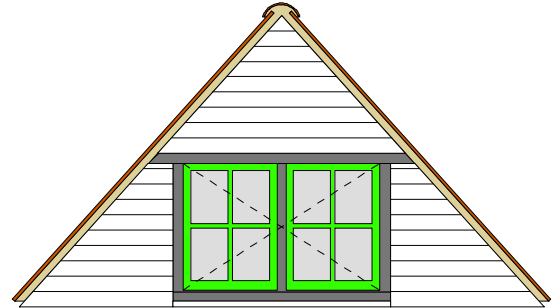


D

### Dbis

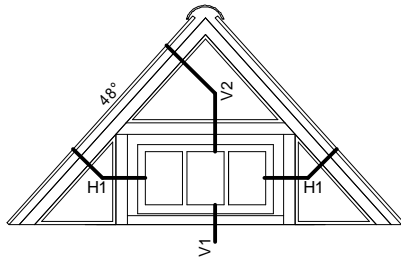


raam	E2
fenêtre	
detail	ref.doc.
H1	C.42.21/1
V1	C.42.11/1
V2	C.42.12/1

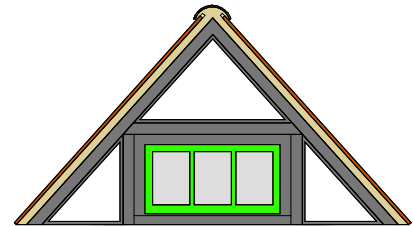


Dbis

### E

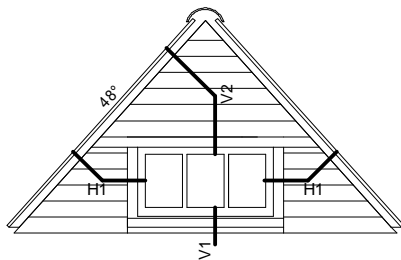


raam	Fc
fenêtre	
detail	ref.doc.
H1	C.41.21/1
V1	C.41.11/1
V2	C.41.12/1

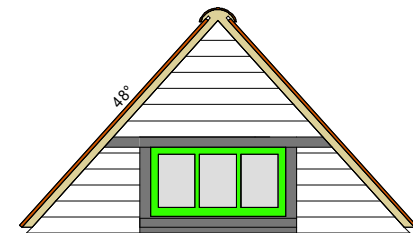


E

### Ebis

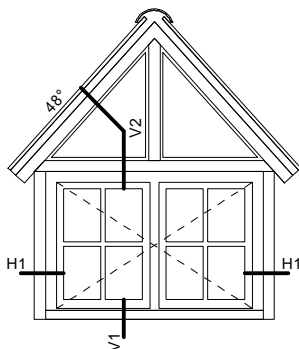


raam	Fc
fenêtre	
detail	ref.doc.
H1	C.42.21/1
V1	C.42.11/1
V2	C.42.12/1

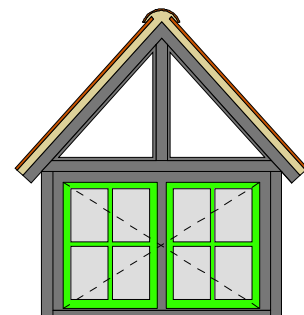


E

### Ea

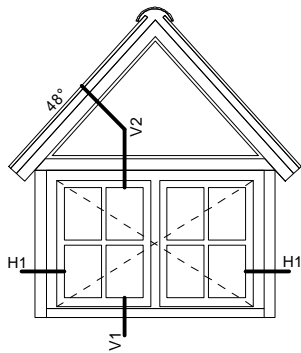


raam	E2
fenêtre	
detail	ref.doc.
H1	C.41.22/2
V1	C.41.11/2
V2	C.41.12/2



Ea

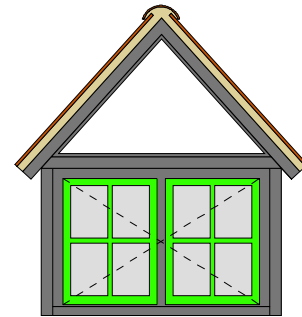
### Eb



raam fenêtre E2

detail ref.doc.

H1 C.41.22/2  
V1 C.41.11/2  
V2 C.41.12/2



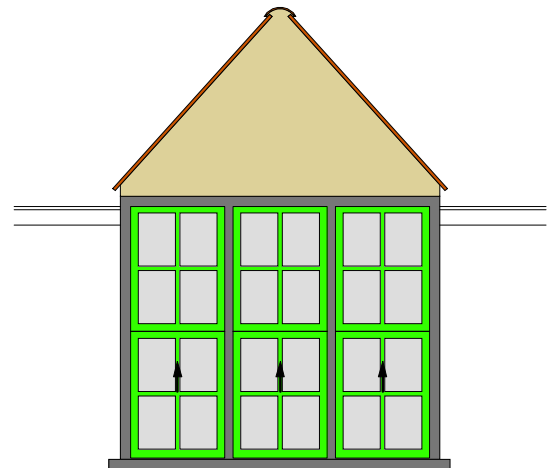
Eb

### F

raam fenêtre A3b

detail ref.doc.


H 0



# LE LOGIS - FLOREAL

## Dakkapel type Lucarne

p. P01-05/5

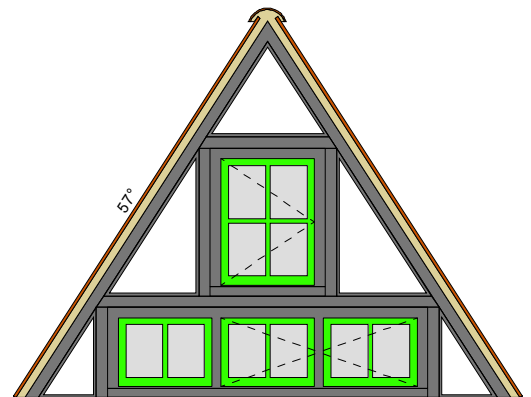


### L

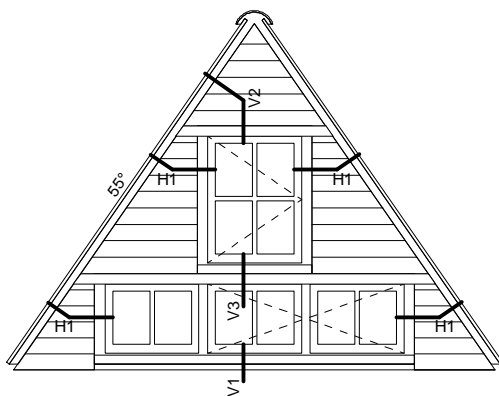
raam fenêtre E + F3

detail ref.doc.

H 0



L



### Lbis

raam fenêtre E + F3

detail ref.doc.

H1 C.42.21/1

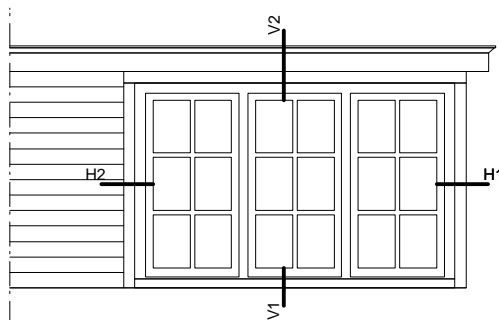
V1 C.42.11/1

V2 C.42.12/1

V3 C.42.13/1



Lbis



### N

raam fenêtre D3

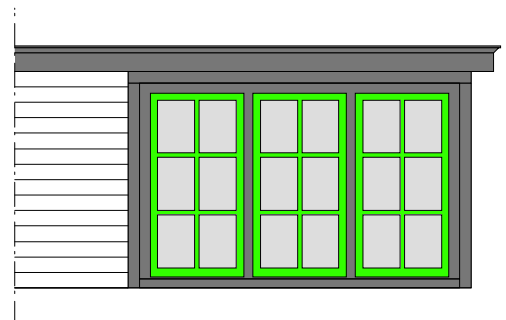
detail ref.doc.

H1 C.44.21/2

H2 C.44.22/2

V1 C.44.11/2

V2 C.44.12/2



N



t: 02 410 84 39  
f: 02 410 34 31  
e: arsis@arsis.be

■ Noir - zwart  
■ Blanc - wit  
■ Verre - Glas  
éch./sch.: 1/50

■ Tuiles - pannen  
■ Mortier - mortel  
■ NCS 4060-G2OY: vert - groen

LE LOGIS - FLOREAL

LES LUCARNES  
MAISONS "JAUNES"  
(FLOREAL)

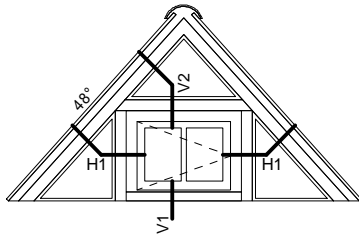
*DE DAKKAPELLEN  
"GELE" HUIZEN  
(FLOREAL)*

*P01-06*



t: 02 410 84 39  
f: 02 410 34 31  
e: [arsis@arsis.be](mailto:arsis@arsis.be)

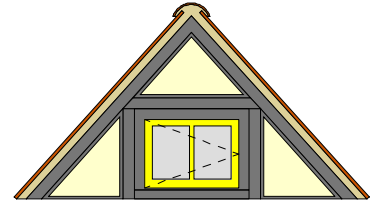
### A



raam fenêtre Fb

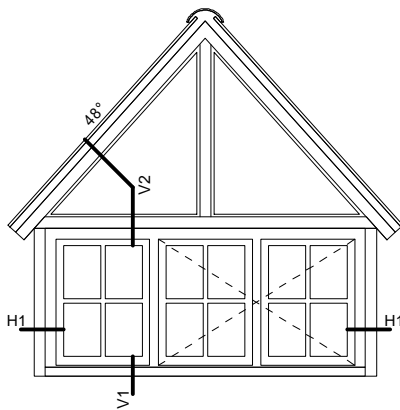
detail ref.doc.

aanzicht C.41.01  
H1 C.41.21/1  
V1 C.41.11/1  
V2 C.41.12/1



A


### B



raam fenêtre E3

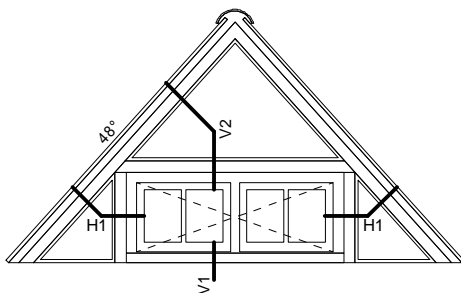
detail ref.doc.

H1 C.41.22/2  
V1 C.41.11/2  
V2 C.41.12/2



B

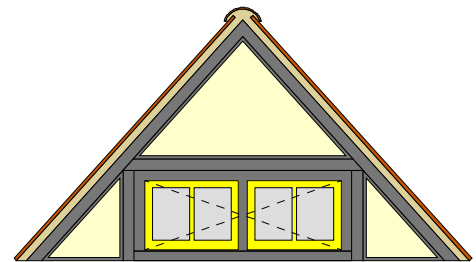
### Ca



raam fenêtre F2

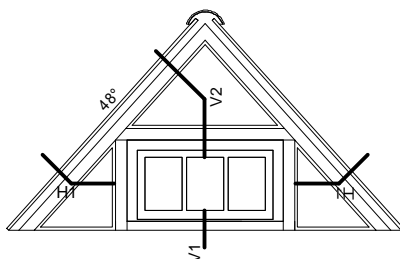
detail ref.doc.

aanzicht C.41.01  
H1 C.41.21/1  
V1 C.41.11/1  
V2 C.41.12/1



Ca

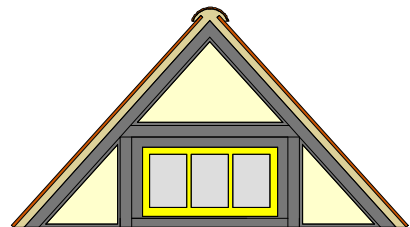
### E



raam fenêtre Fc

detail ref.doc.

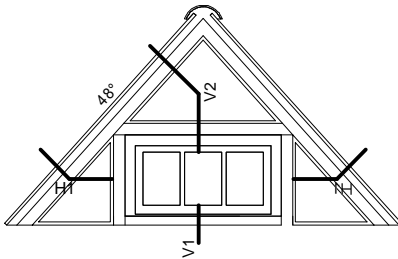
H1 C.41.21/1  
V1 C.41.11/1  
V2 C.41.12/1



E



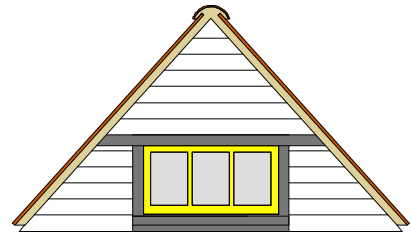
### Ebis



raam fenêtre Fc

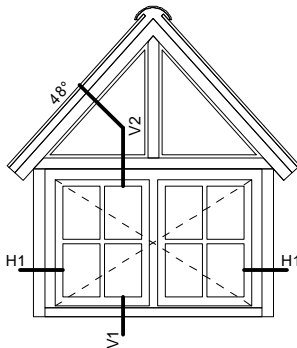
detail ref.doc.

H1 C.41.21/1  
V1 C.41.11/1  
V2 C.41.12/1



Ebis

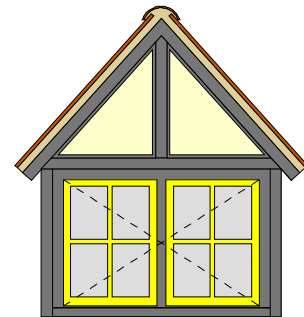
### Ea



raam fenêtre E2

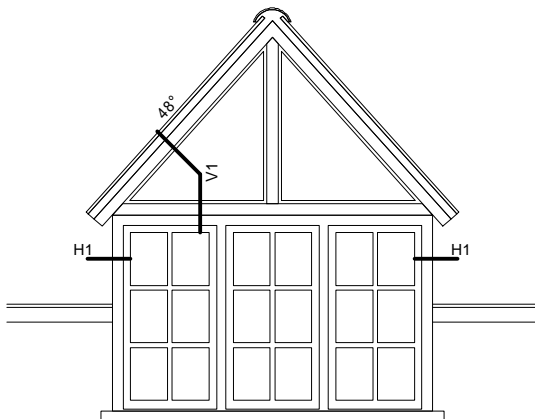
detail ref.doc.

H1 C.41.22/2  
V1 C.41.11/2  
V2 C.41.12/2



Ea

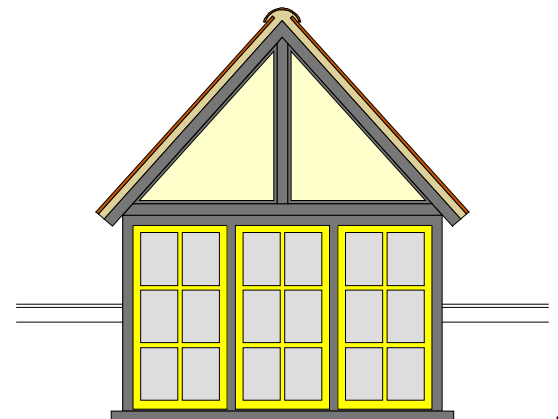
### Pa



raam fenêtre D3

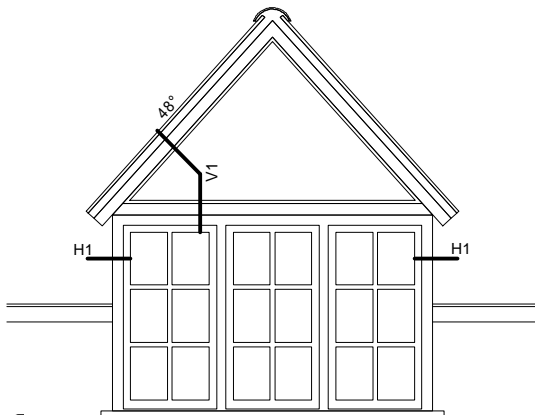
detail ref.doc.

H1 C.41.23/3  
V1 C.41.12/3



Pa

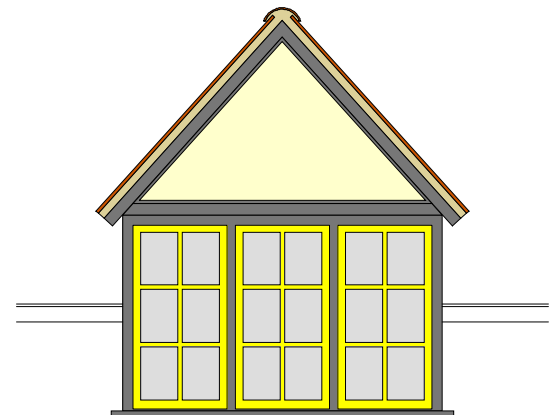
### Pb



raam fenêtre D3

detail ref.doc.

H1 C.41.23/3  
V1 C.41.12/3



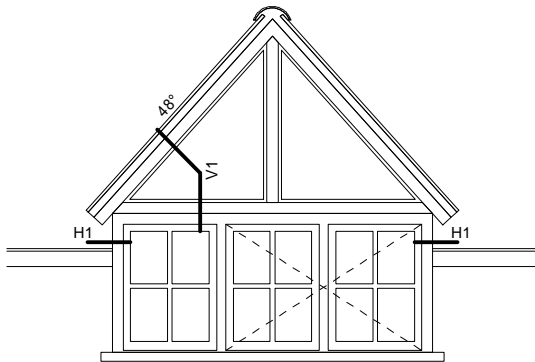
Pb

### Qa

raam E3  
fenêtre

detail ref.doc.

H1 C.41.23/3  
V1 C.41.12/3




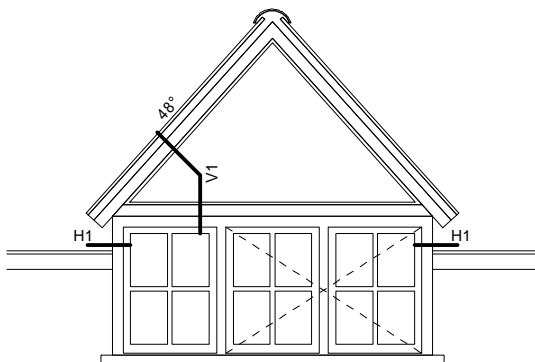
Qa

### Qb

raam E3  
fenêtre

detail ref.doc.

H1 C.41.23/3  
V1 C.41.12/3



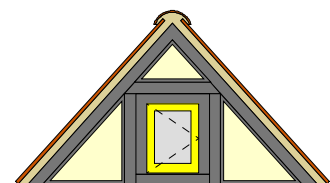
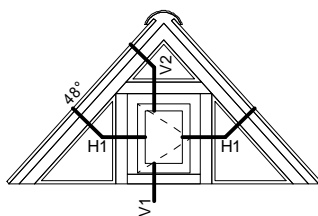
Qb

### R

raam F1  
fenêtre

detail ref.doc.

aanzicht C.41.01  
H1 C.41.21/1  
V1 C.41.11/1  
V2 C.41.12/1



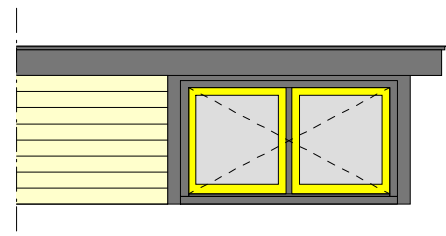
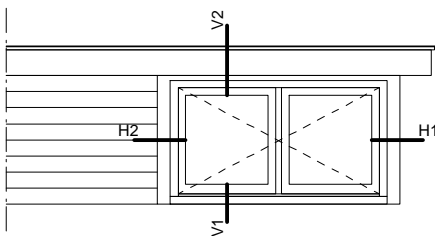
R

### Sa

raam O  
fenêtre

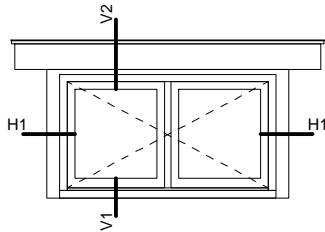
detail ref.doc.

H1 C.44.21/1  
H2 C.44.22/1  
V1 C.44.11/1  
V2 C.44.12/1



Sa

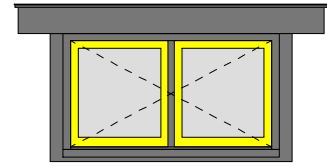
### Sb



raam  
fenêtre ○

detail ref.doc.

H1 C.44.21/1  
V1 C.44.11/1  
V2 C.44.12/1

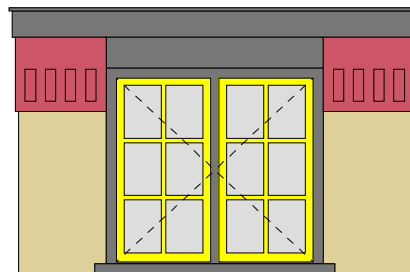



Sb



### FrA

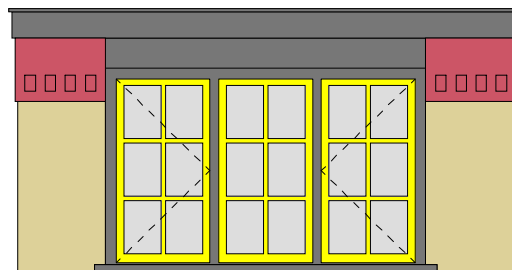
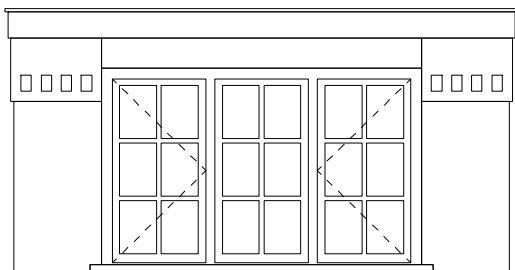
raam  
fenêtre D2



FrA

### FrB

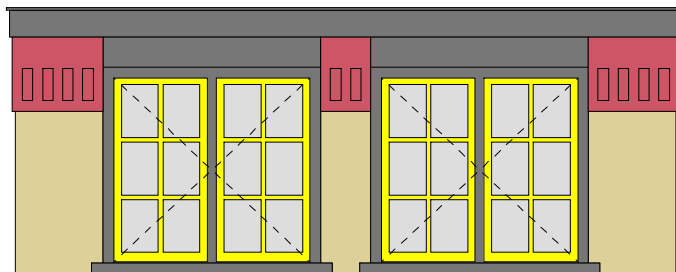

raam  
fenêtre D3



FrB

### FrC

raam  
fenêtre D2x2



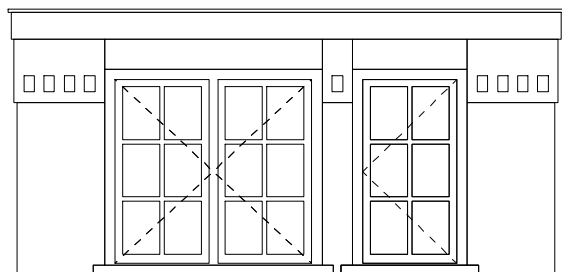
FrC



t: 02 410 84 39  
f: 02 410 34 31  
e: arsis@arsis.be

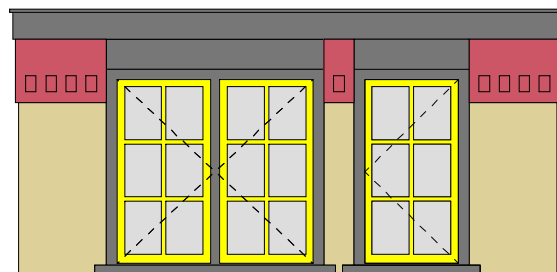
■ Noir - zwart  
■ Verre - Glas  
■ Brique - Baksteen  
éch./sch.: 1/50

■ NCS 0070-G90Y: jaune - geel  
■ NCS 0030-G70Y: jaune clair - bleek geel  
■ Mortier - mortel



## FrD

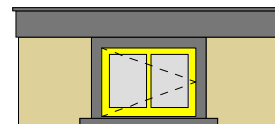
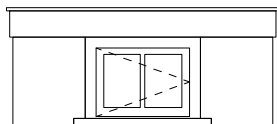
raam  
fenêtre D2+D1



FrD

## FrEa

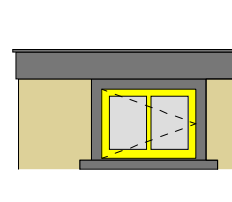
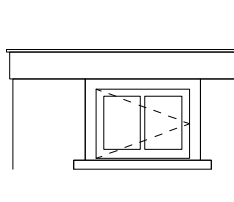
raam  
fenêtre F



FrEa

## FrEb

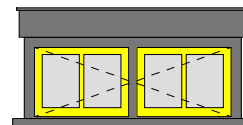
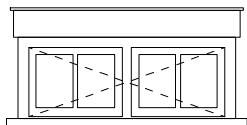
raam  
fenêtre F



FrEb

### FrF

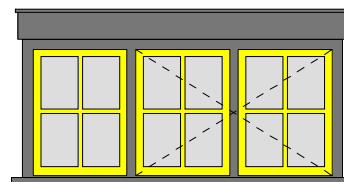
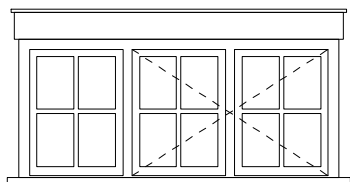
raam  
fenêtre F2



FrF

### FrG

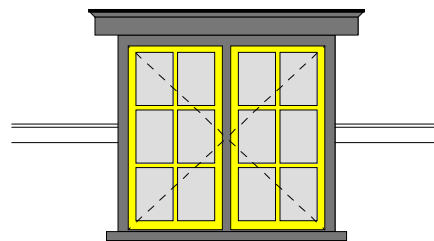

raam  
fenêtre E3



FrG

### MoA

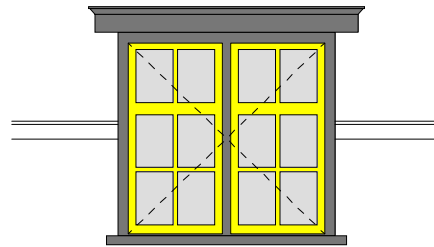

raam  
fenêtre D2



MoA

### MoB

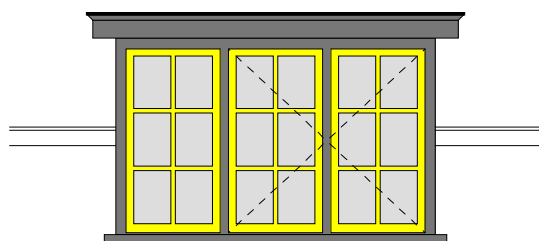
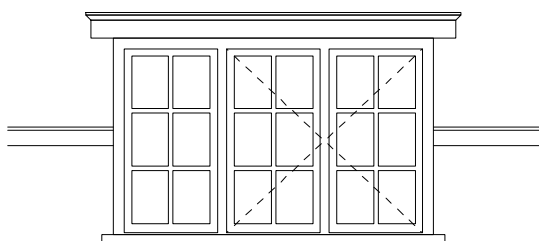
raam  
fenêtre C2



MoB

### MoC

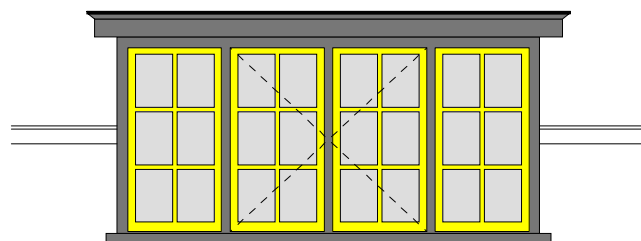

raam  
fenêtre D3



MoC

### MoD

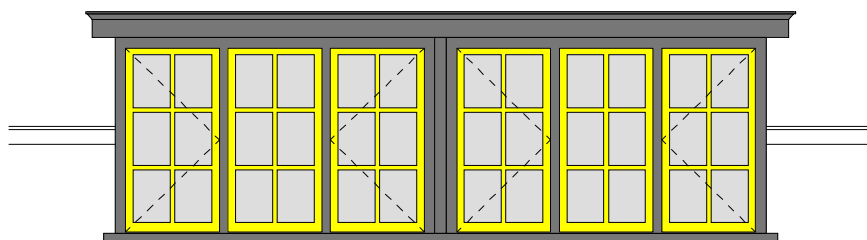

raam  
fenêtre D4



MoD

# MoE

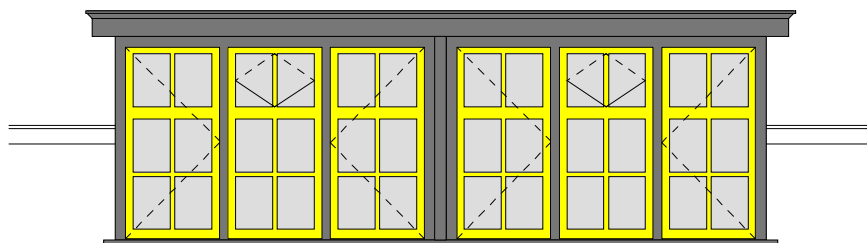
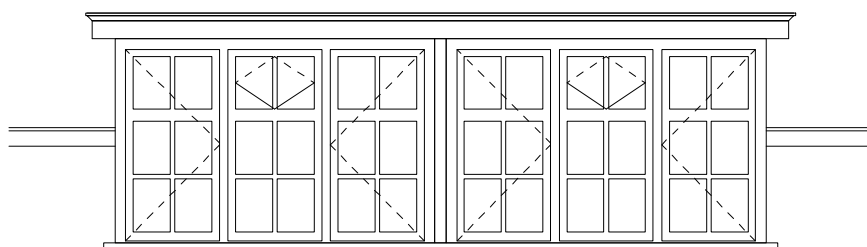
raam D3x2  
fenêtre



MoE

# MoF

raam C3x2  
fenêtre

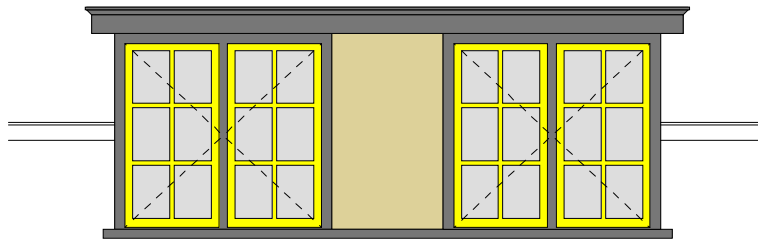
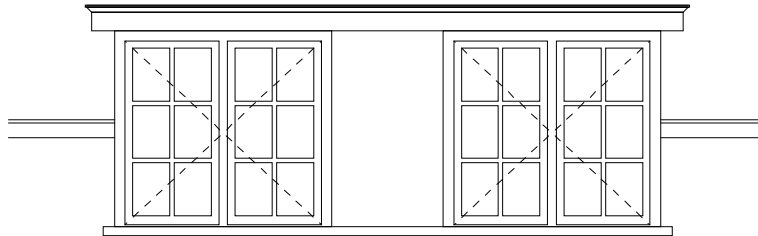


MoF



### MoG

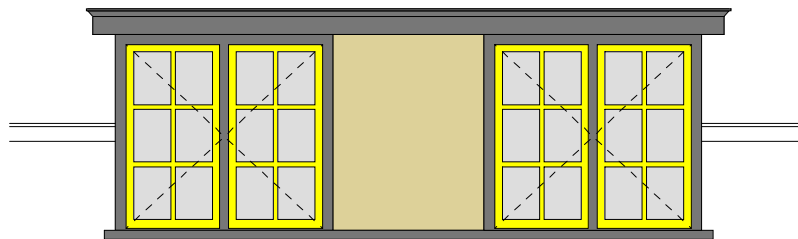

raam  
fenêtre D2x2



MoG

### MoH

raam  
fenêtre D2x2

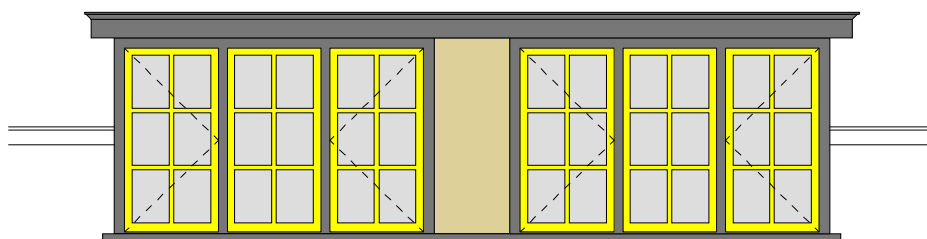
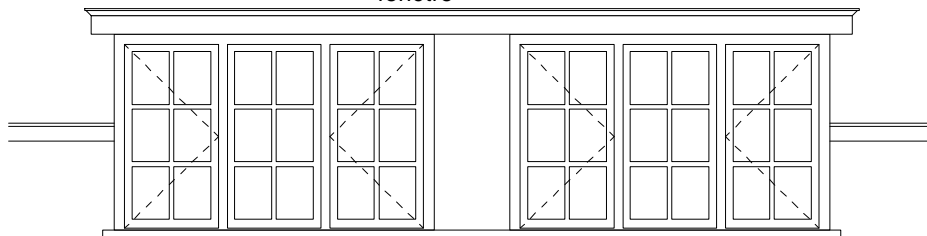


MoH



# MoJ


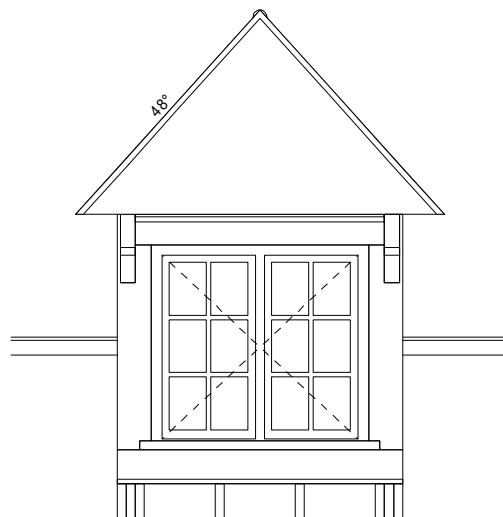
raam  
fenêtre D3x2



MoJ

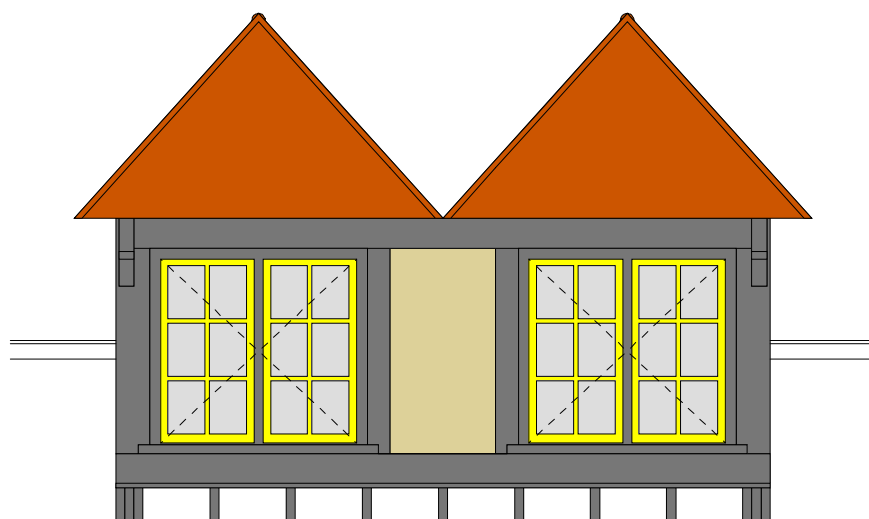
# MoK

raam  
fenêtre D2



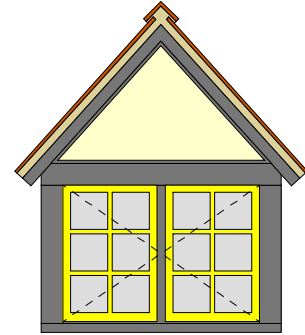
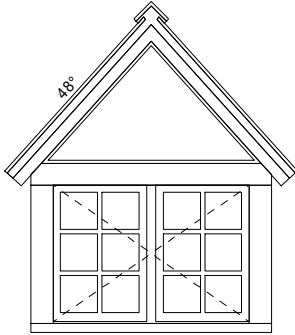
# MoL

raam  
fenêtre D2x2



### MoM

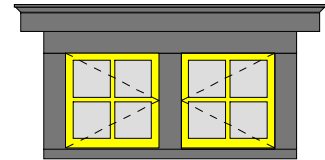
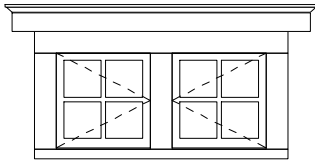
raam  
fenêtre niet standaard



MoM

### MoN

raam  
fenêtre niet standaard



MoN



t: 02 410 84 39  
f: 02 410 34 31  
e: arsis@arsis.be

■ Noir - zwart  
■ Verre - Glas  
■ Tuiles - pannen  
éch./sch.: 1/50

■ NCS 0070-G90Y: jaune - geel  
■ NCS 0030-G70Y: jaune clair - bleek geel  
■ Mortier - mortel



LE LOGIS - FLOREAL

LES LUCARNES  
MAISONS "BLANCHES"  
(LE LOGIS)

*DE DAKKAPELLEN*  
*"WITTE" HUIZEN*  
*(LE LOGIS)*

*P01-07*



t: 02 410 84 39  
f: 02 410 34 31  
e: [arsis@arsis.be](mailto:arsis@arsis.be)

Dakkapel

type

Lucarne

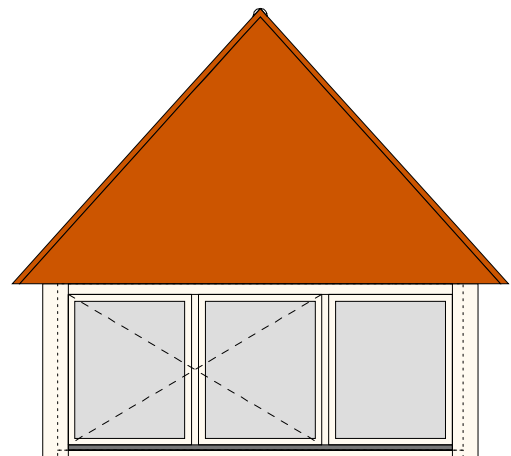
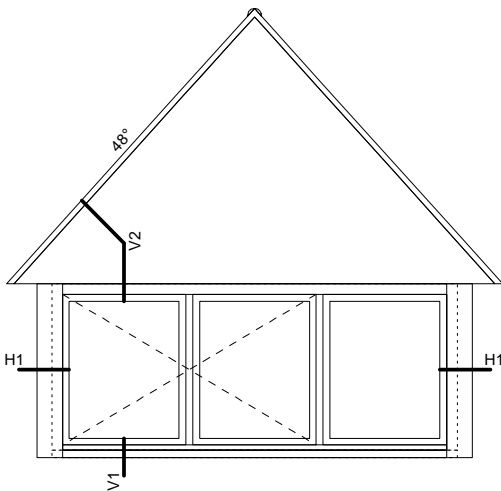
p. P01-07/1

## H1

raam fenêtre K3

detail ref.doc.

H1 C.43.21  
V1 C.43.11  
V2 C.43.12



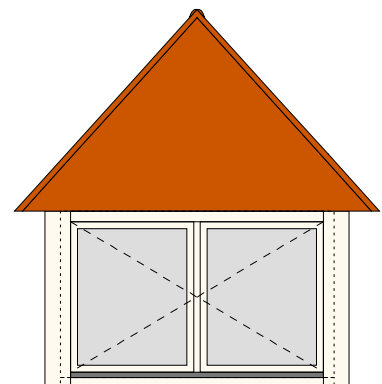
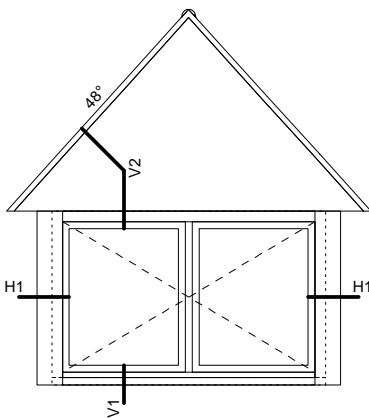
H2

## H2

raam fenêtre K2

detail ref.doc.

H1 C.43.21  
V1 C.43.11  
V2 C.43.12



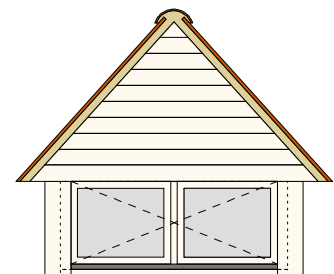
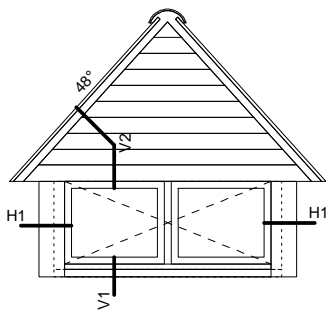
H1

## I

raam fenêtre L

detail ref.doc.

H1 C.43.21  
V1 C.43.11  
V2 C.42.14





LE LOGIS - FLOREAL

LES VOLETS BATTANTS

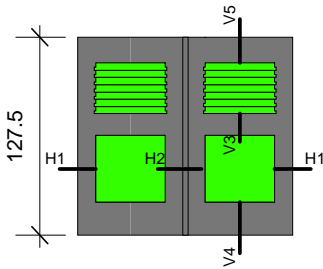
*DE KLAPLUIKEN*

*P01-08*

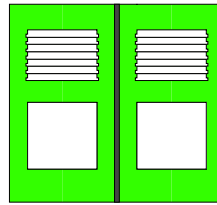


ARSI t: 02 410 84 39  
f: 02 410 34 31  
e: [arsis@arsis.be](mailto:arsis@arsis.be)

### D2



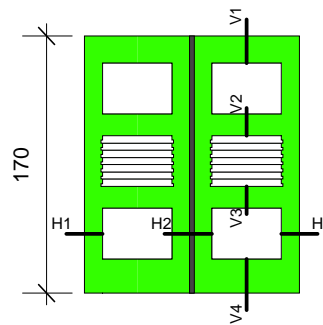
detail	ref.doc.
H1	D.41.01
H2	D.41.02
V3	D.41.04
V4	D.41.04
V5	D.41.04
gén.- alg.	D.41.05



D2

### E2

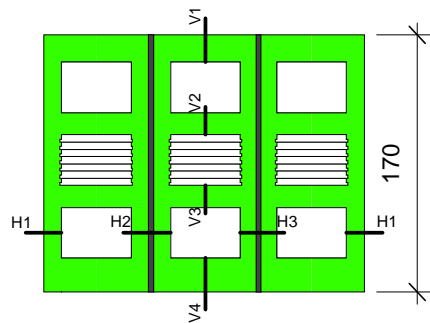
detail	ref.doc.
H1	D.41.01
H2	D.41.02
V1	D.41.04
V2	D.41.04
V3	D.41.04
V4	D.41.04
gén.- alg.	D.41.05



E2

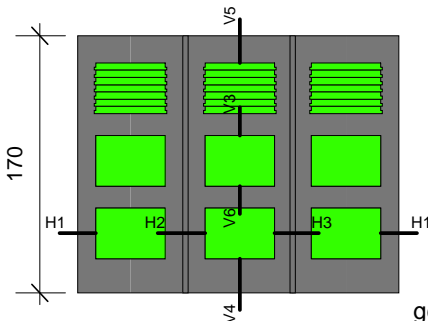
### E3

detail	ref.doc.
H1	D.41.01
H2	D.41.02
H3	D.41.03
V1	D.41.04
V2	D.41.04
V3	D.41.04
V4	D.41.04
gén.- alg.	D.41.05




E3

### F3



detail	ref.doc.
H1	D.41.01
H2	D.41.02
H3	D.41.03
V3	D.41.04
V4	D.41.04
V5	D.41.04
V6	D.41.04
gén.- alg.	D.41.05

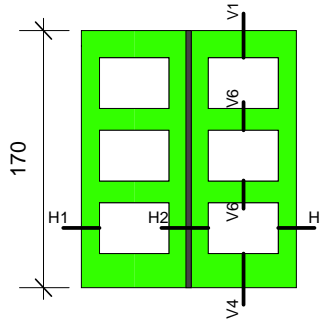


F3

### G2

detail ref.doc.

H1	D.41.01
H2	D.41.02
V1	D.41.04
V4	D.41.04
V6	D.41.04
gén.- alg.	D.41.05

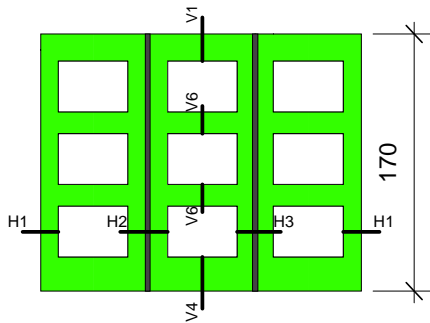


G2

### G3

detail ref.doc.

H1	D.41.01
H2	D.41.02
H3	D.41.03
V1	D.41.04
V4	D.41.04
V6	D.41.04
gén.- alg.	D.41.05

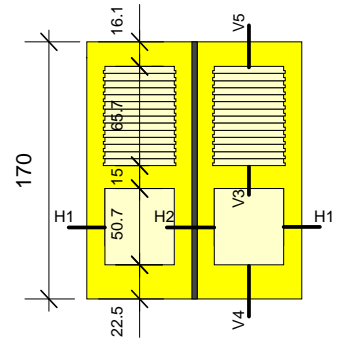


G3

### H2

detail ref.doc.

H1	D.41.01
H2	D.41.02
V3	D.41.04
V4	D.41.04
V5	D.41.04
gén.- alg.	D.41.05



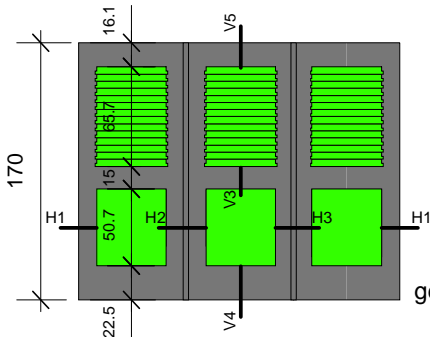


H2

### H3

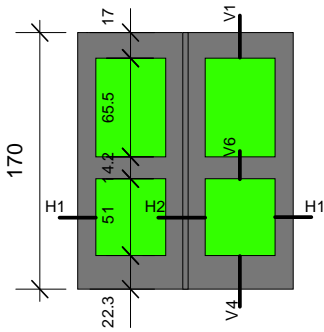
detail ref.doc.

H1	D.41.01
H2	D.41.02
H3	D.41.03
V3	D.41.04
V4	D.41.04
V5	D.41.04
gén.- alg.	D.41.05

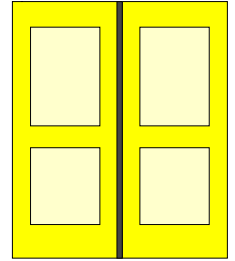



H3

### I2

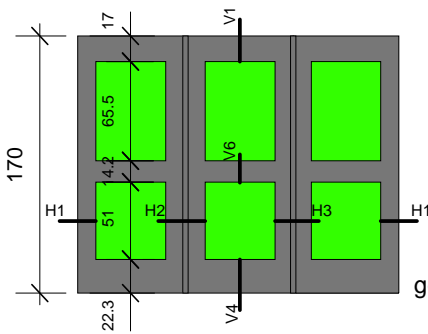


detail	ref.doc.
H1	D.41.01
H2	D.41.02
V1	D.41.04
V4	D.41.04
V6	D.41.04
gén.- alg.	D.41.05

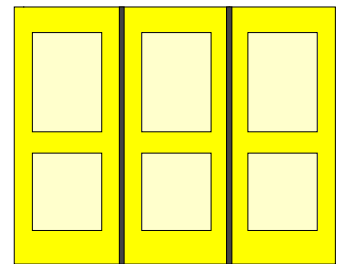



I2

### I3



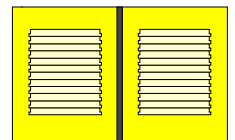
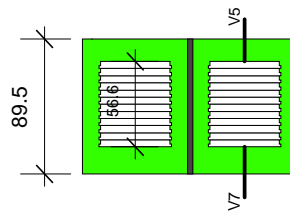
detail	ref.doc.
H1	D.41.01
H2	D.41.02
H3	D.41.03
V1	D.41.04
V4	D.41.04
V6	D.41.04
gén.- alg.	D.41.05



I3

### J2

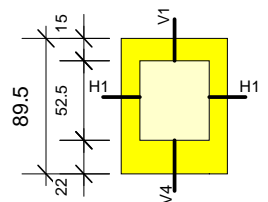
detail	ref.doc.
V5	D.41.04
V7	D.41.04
gén.- alg.	D.41.05



J2

### K1

detail	ref.doc.
H1	D.41.01
V1	D.41.04
V4	D.41.04
gén.- alg.	D.41.05

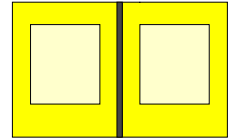
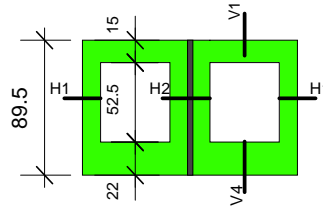


K1

### K2

detail ref.doc.

H1	D.41.01
H2	D.41.02
V1	D.41.04
V4	D.41.04
gén.- alg.	D.41.05

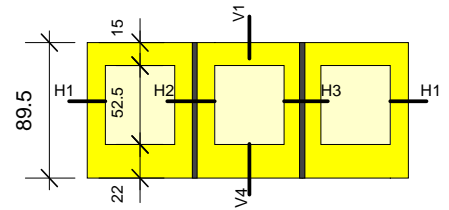


K2

### K3

detail ref.doc.

H1	D.41.01
H2	D.41.02
H3	D.41.03
V1	D.41.04
V4	D.41.04
gén.- alg.	D.41.05

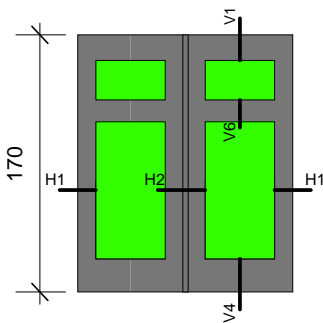


K3

### L2

detail ref.doc.

H1	D.41.01
H2	D.41.02
V1	D.41.04
V4	D.41.04
V6	D.41.04
gén.- alg.	D.41.05


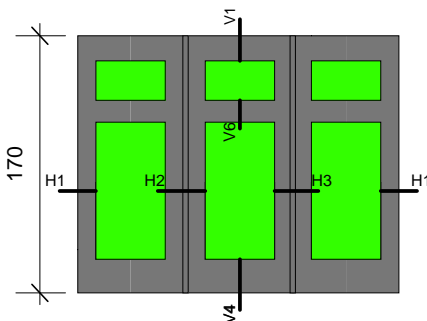


L2

### L3

detail ref.doc.

H1	D.41.01
H2	D.41.02
H3	D.41.03
V1	D.41.04
V4	D.41.04
V6	D.41.04
gén.- alg.	D.41.05



L3



LE LOGIS - FLOREAL

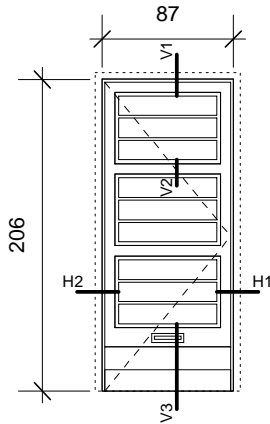
LES PORTES D'ENTREE

*DE VOORDEUREN*

*P01-09*



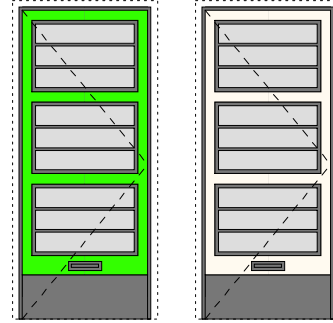
t: 02 410 84 39  
f: 02 410 34 31  
e: [arsis@arsis.be](mailto:arsis@arsis.be)



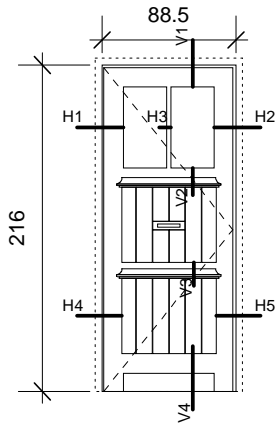
### A

detail ref.doc.

vues - aanzichten	D.ref.doc.
H1	D.31.A0 & D.31.A0/1
H2	D.31.A3 & D.31.A3/1
H3	D.31.A4 & D.31.A4/1
V1	D.31.A1 & D.31.A1/1
V2	D.31.A2 & D.31.A2/1
V3	D.31.A5 & D.31.A5/1



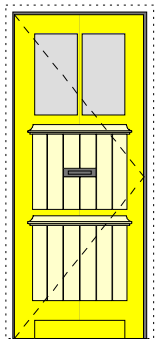
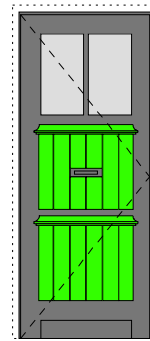
A



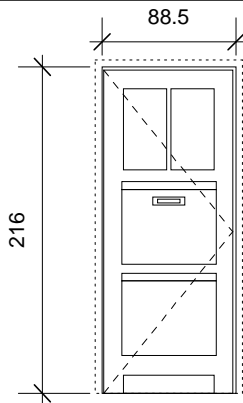
### B

detail ref.doc.

H1	D.31.B5
H2	D.31.B8
H3	D.31.B7
H4	D.31.B9
H5	D.31.B10
V1	D.31.B1
V2	D.31.B2
V3	D.31.B3
V4	D.31.B4



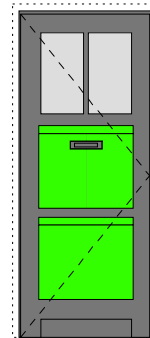
B



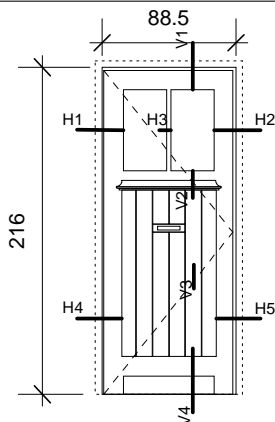
### B'

detail ref.doc.

H 0



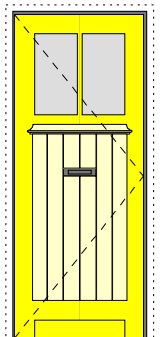
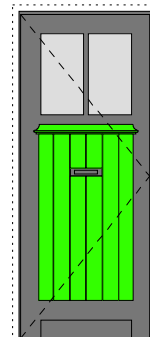
B'



### C

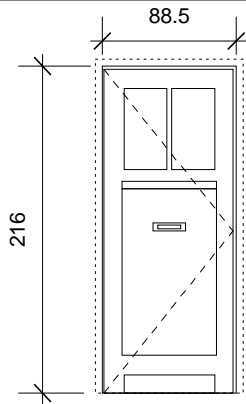
detail ref.doc.

H1	D.31.B5
H2	D.31.B8
H3	D.31.B7
H4	D.31.B9
H5	D.31.B10
V1	D.31.B1
V2	D.31.B2
V3	D.31.C1
V4	D.31.B4

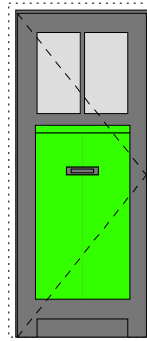


C

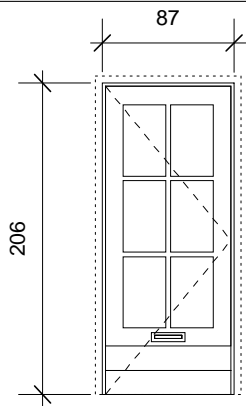




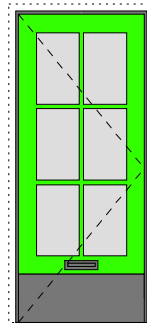
**C'**  
detail ref.doc.  
H 0



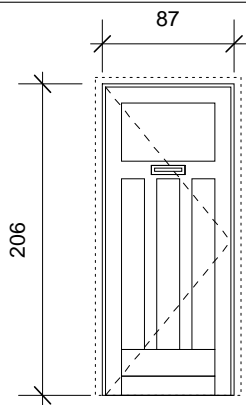
C'



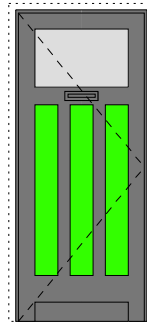
**D**  
detail ref.doc.  
H 0



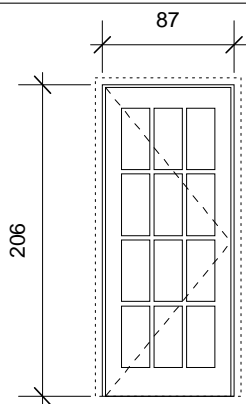
D



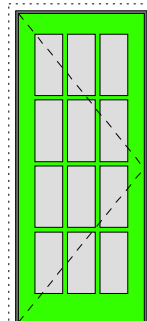
**E**  
detail ref.doc.  
H 0



E



**F**  
detail ref.doc.  
H 0



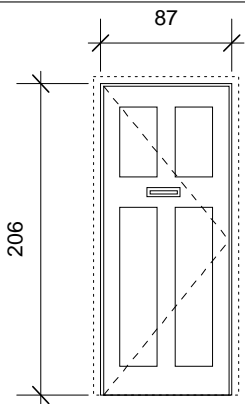
F



t: 02 410 84 39  
f: 02 410 34 31  
e: [arsis@arsis.be](mailto:arsis@arsis.be)

■ Noir - zwart  
■ Blanc - Wit  
■ Verre - Glas

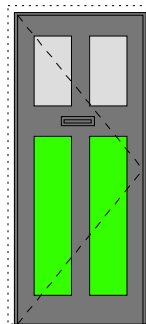
■ NCS 0070-G90Y: jaune - geel  
■ NCS 0030-G70Y: jaune clair - bleek geel  
■ NCS 4060-G20Y: vert - groen



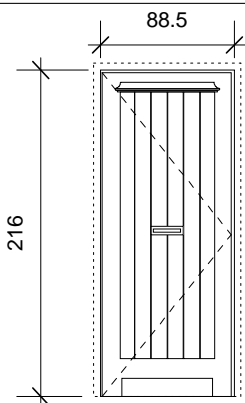
### G

detail ref.doc.

H 0



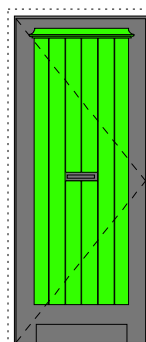
G



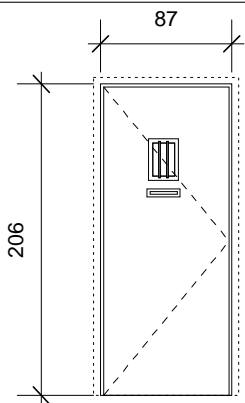
### H

detail ref.doc.

H 0



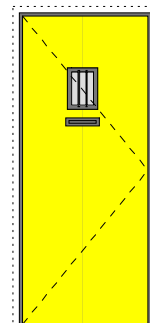
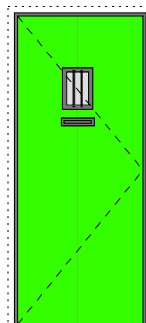
H



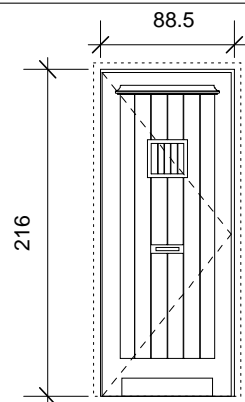
### K

detail ref.doc.

H 0



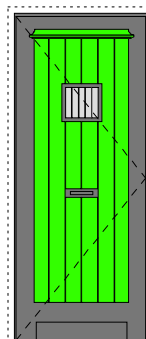
K



### L

detail ref.doc.

H 0



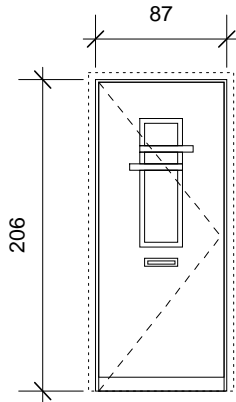
L



t: 02 410 84 39  
f: 02 410 34 31  
e: [arsis@arsis.be](mailto:arsis@arsis.be)

■ Noir - zwart  
■ Blanc - Wit  
■ Verre - Glas

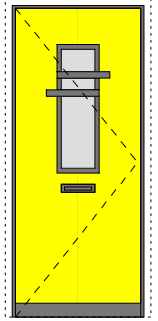
■ NCS 0070-G90Y: jaune - geel  
■ NCS 0030-G70Y: jaune clair - bleek geel  
■ NCS 4060-G20Y: vert - groen



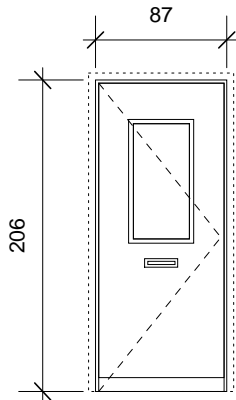
### M

detail ref.doc.

H 0



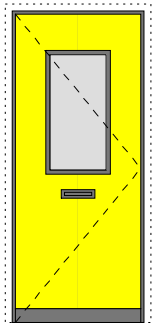
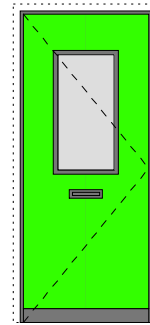
M



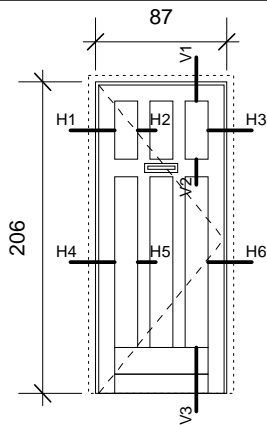
### N

detail ref.doc.

H 0



N

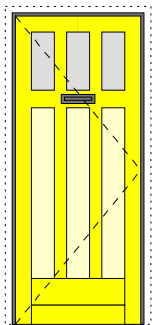


### Oa

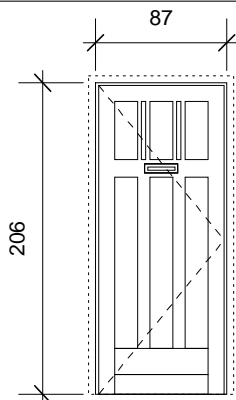
detail ref.doc.

vues - aanzichten

H1	D.31.0a1
H2	D.31.0a2
H3	D.31.0a3
H4	D.31.0a4
H5	D.31.0a5
H6	D.31.0a6
V1	D.31.0a7
V2	D.31.0a8
V3	D.31.0a9



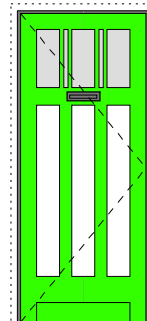
Oa



### Ob

detail ref.doc.

H 0



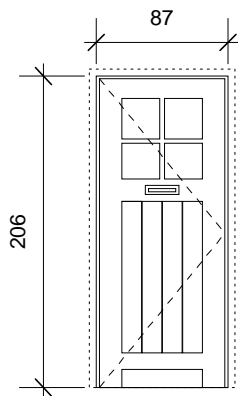
Ob



t: 02 410 84 39  
f: 02 410 34 31  
e: [arsis@arsis.be](mailto:arsis@arsis.be)

■ Noir - zwart  
■ Blanc - Wit  
■ Verre - Glas

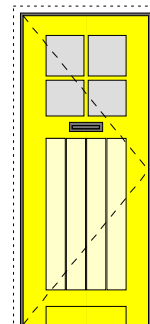
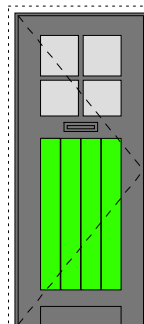
■ NCS 0070-G90Y: jaune - geel  
■ NCS 0030-G70Y: jaune clair - bleek geel  
■ NCS 4060-G20Y: vert - groen



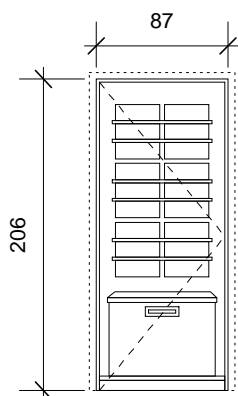
### P

detail ref.doc.

H 0



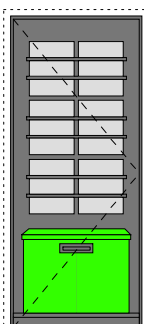
P



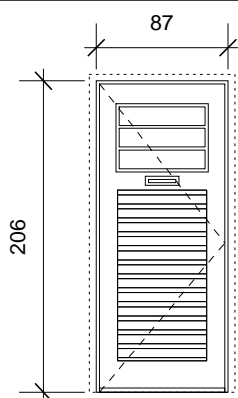
### Q

detail ref.doc.

H 0



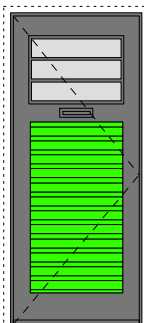
Q



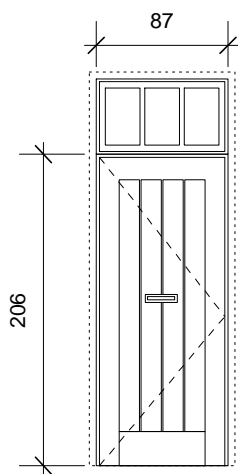
### R

detail ref.doc.

H 0



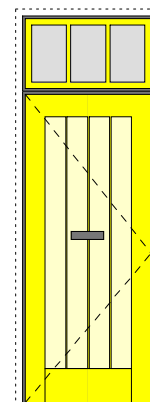
R



### S

detail ref.doc.

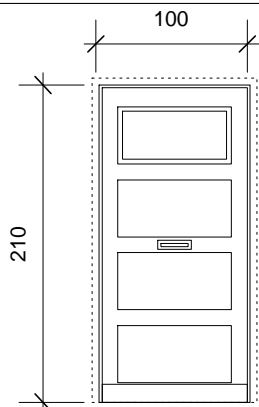
H 0



S

## Deuren type Portes

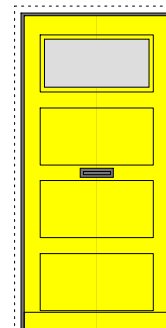
p. P01-09/6



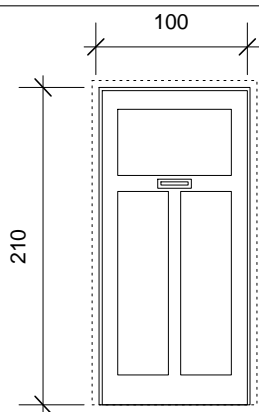
### T

detail ref.doc.

H 0



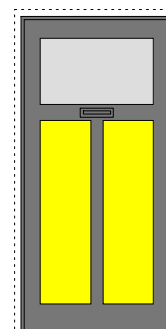
T



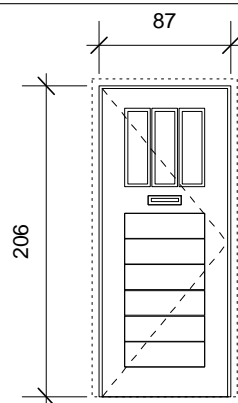
### U

detail ref.doc.

H 0



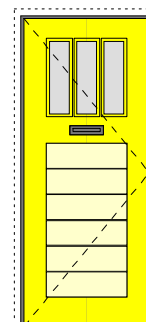
U



### V

detail ref.doc.

H 0



V



t: 02 410 84 39  
f: 02 410 34 31  
e: [arsis@arsis.be](mailto:arsis@arsis.be)

■ Noir - zwart  
■ Blanc - Wit  
■ Verre - Glas

■ NCS 0070-G90Y: jaune - geel  
■ NCS 0030-G70Y: jaune clair - bleek geel  
■ NCS 4060-G20Y: vert - groen



LE LOGIS - FLOREAL

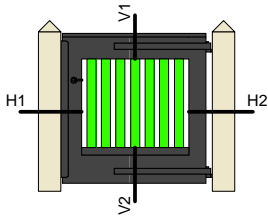
LES PORTILLONS

*DE TUINPOORTJES*

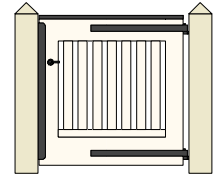
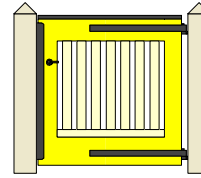
*P01-10*



t: 02 410 84 39  
f: 02 410 34 31  
e: [arsis@arsis.be](mailto:arsis@arsis.be)



detail	ref.doc.
vues - aanzichten	D.50.00
H1	D.,50.01
H2	D.50.02
V1	D.50.03
V2	D.50.04





LE LOGIS - FLOREAL

LES AUVENTS

*DE LUIFELS*

*P01-11*



t: 02 410 84 39  
f: 02 410 34 31  
e: [arsis@arsis.be](mailto:arsis@arsis.be)

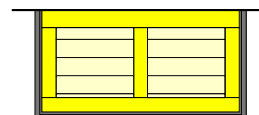
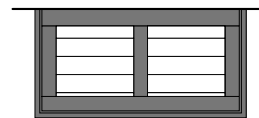
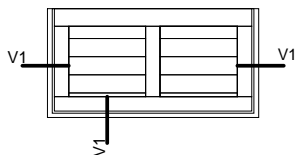
## Luifels type Auvents

p. P01-11/1

### L2

detail ref.doc.

vues - aanzichten D.61.00  
D.63.00  
V1 D.61.01  
D.63.01

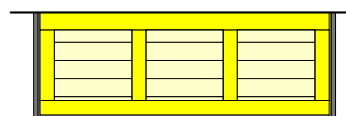
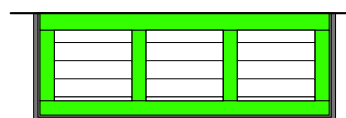
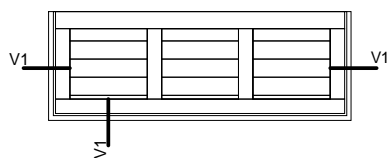


L2

### L3

detail ref.doc.

vues - aanzichten D.61.00  
D.62.00  
D.63.00  
V1 D.61.01  
D.62.01  
D.63.01

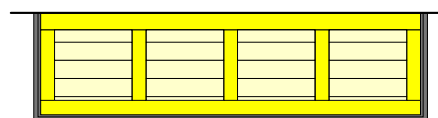
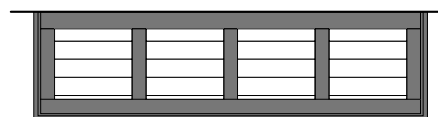
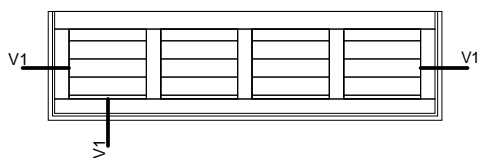


L3

### L4

detail ref.doc.

vues - aanzichten D.61.00  
D.62.00  
D.63.00  
V1 D.61.01  
D.62.01  
D.63.01

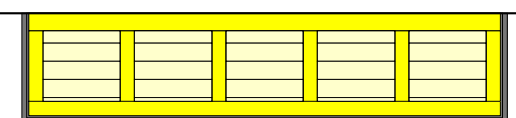
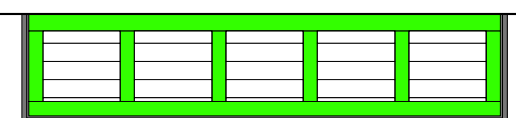
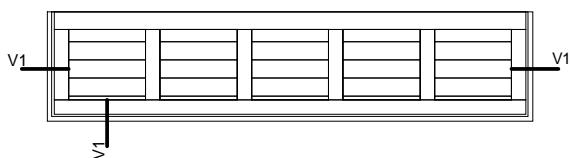


L4

### L5

detail ref.doc.

vues - aanzichten D.61.00  
D.62.00  
D.63.00  
V1 D.61.01  
D.62.01  
D.63.01



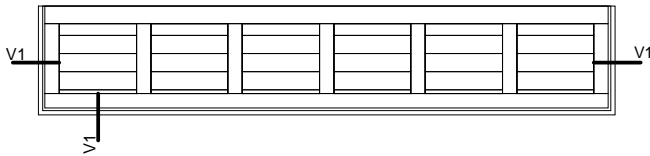
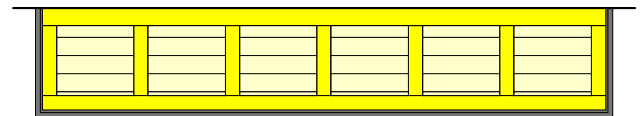
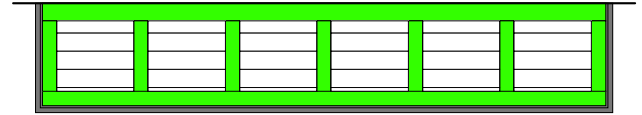
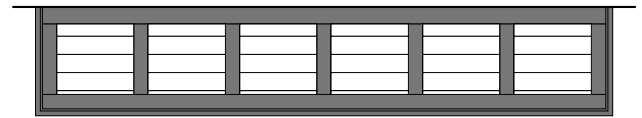
L5

### L6

detail ref.doc.

vues - aanzichten

D.61.00
D.62.00
D.63.00
V1
D.61.01
D.62.01
D.63.01



L6



LE LOGIS - FLOREAL

LES PORTES DE GARAGE

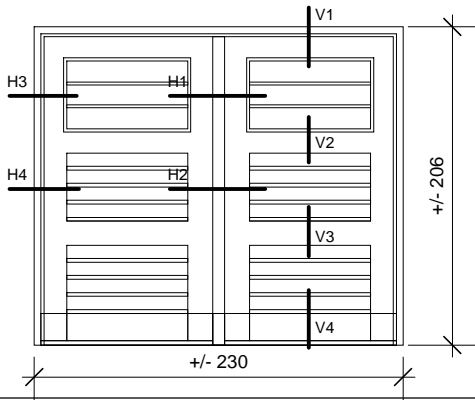
*DE GARAGEPOORTEN*

*P01-12*



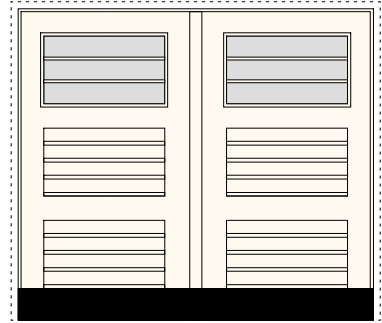
t: 02 410 84 39  
f: 02 410 34 31  
e: [arsis@arsis.be](mailto:arsis@arsis.be)

### A



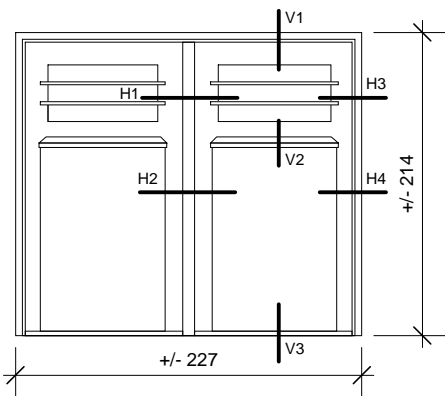
detail ref.doc.

V1	D.71.01
V2	D.71.01
V3	D.71.02
V4	D.71.02
H1	D.71.03
H2	D.71.03
H3	D.71.04
H4	D.71.05



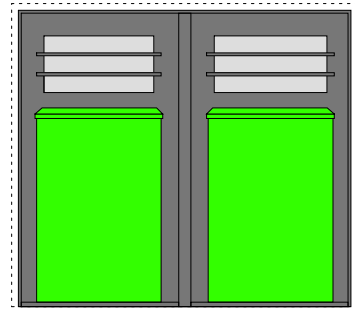
A

### B



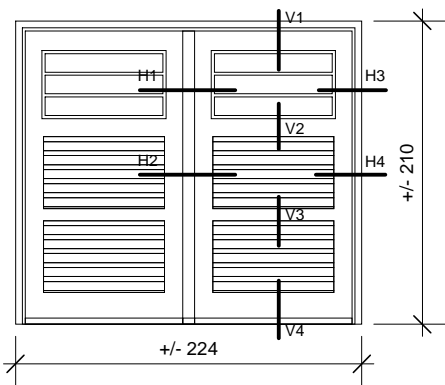
detail ref.doc.

V1	D.72.01
V2	D.72.01
V3	D.72.02
H1	D.72.03
H2	D.72.03
H3	D.72.02
H4	D.72.02




B

### C



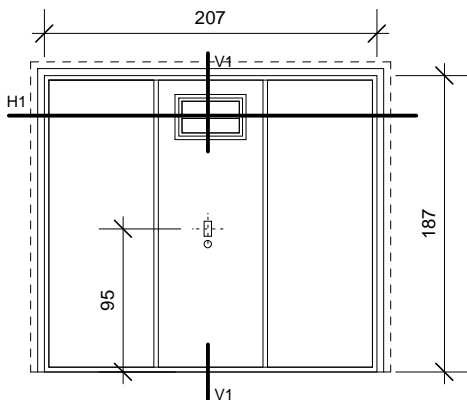
detail ref.doc.

V1	D.73.01
V2	D.73.01
V3	D.73.02
V4	D.73.02
H1	D.73.03
H2	D.73.03
H3	D.73.04
H4	D.73.04



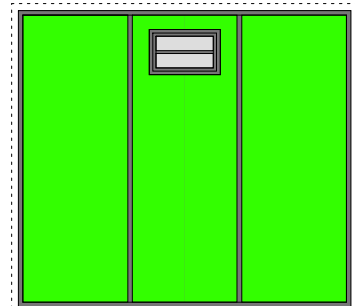
C

### D



detail ref.doc.

V1	D.74.01
H1	D.74.01



D

LE LOGIS - FLOREAL

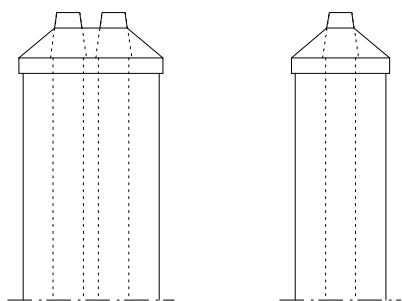
LES CHEMINÉES

*DE SCHOUWEN*

*P01-13*



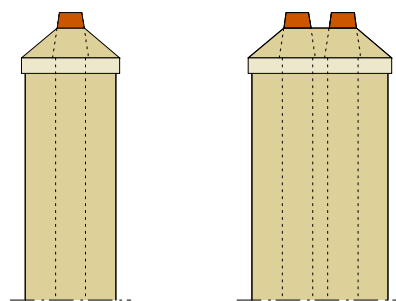
t: 02 410 84 39  
f: 02 410 34 31  
e: [arsis@arsis.be](mailto:arsis@arsis.be)



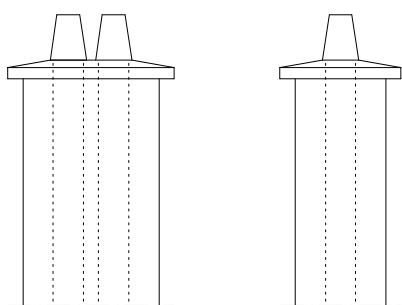
### A

detail ref.doc.

H 0



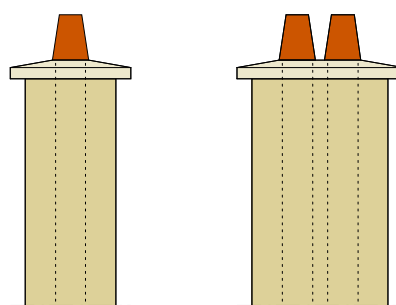
A



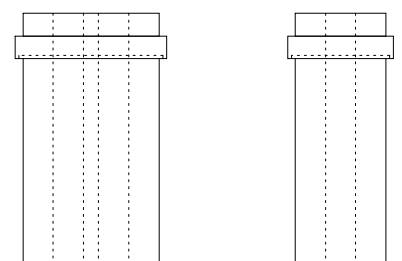
### B

detail ref.doc.

H 0



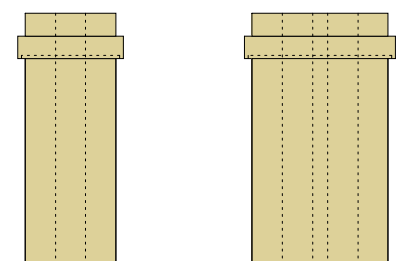
B



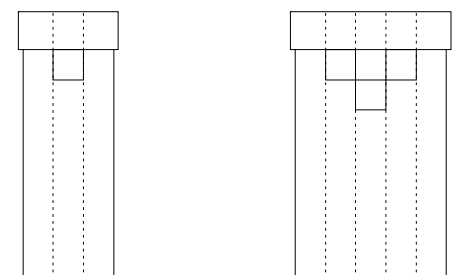
### C

detail ref.doc.

H 0



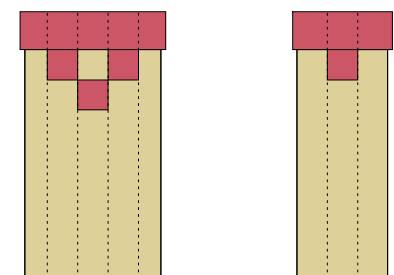
C



### D

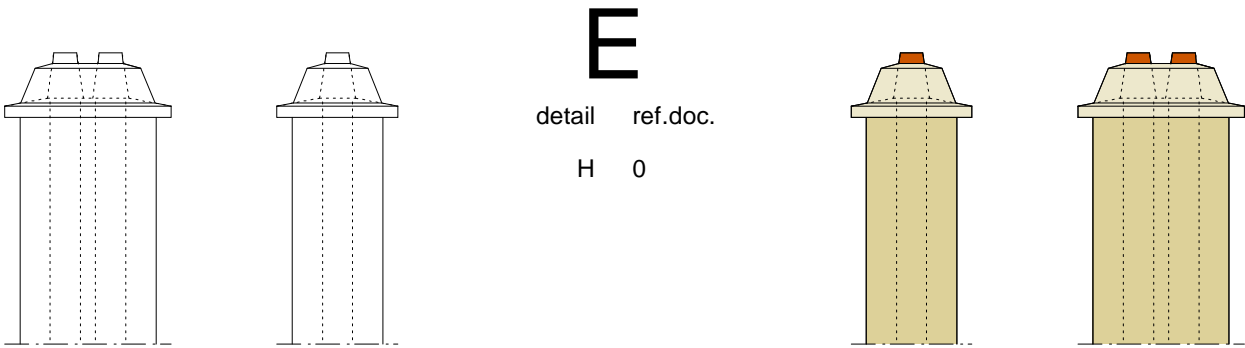
detail ref.doc.

H 0



D





detail ref.doc.

H 0

Cette cheminée du type E est un modèle très courant qui n'est pas d'origine, mais vraisemblablement une transformation du type B

*Dit frequent voorkomende schouwtype E is een niet oorspronkelijk model, maar waarschijnlijk een verbouwing van het oorspronkelijke model B*

E



LE LOGIS – FLOREAL

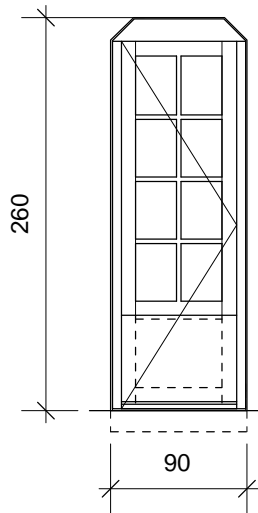
FERMETURES PORCHES TYPE 1  
MAISONS VERTES (LE LOGIS)

*AFSLUITING PORTALEN TYPE 1  
GROENE HUIZEN (LE LOGIS)*

*P01-14*



t: 02 410 84 39  
f: 02 410 34 31  
e: [arsis@arsis.be](mailto:arsis@arsis.be)

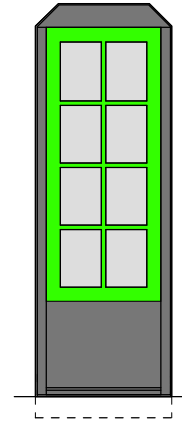


Dimension réelle du jour vitré: 27 x 38 cm  
Netto glasopeningen: 27 x 38 cm

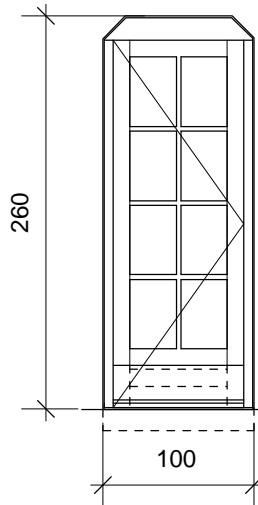
## 1.1

detail ref.doc.

H D.



1.1

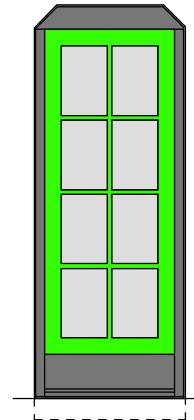


Dimension réelle du jour vitré: 31 x 46 cm  
Netto glasopeningen: 31 x 46 cm

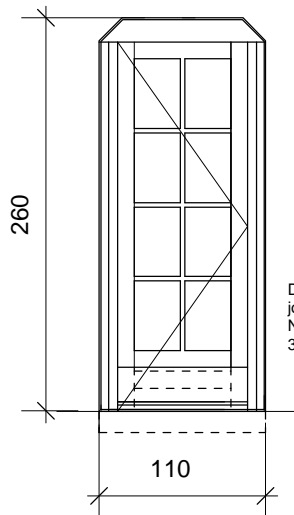
## 1.2

detail ref.doc.

H D.



1.2

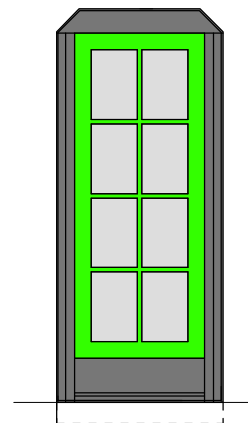


Dimension réelle du jour vitré: 31 x 46 cm  
Netto glasopeningen: 31 x 46 cm

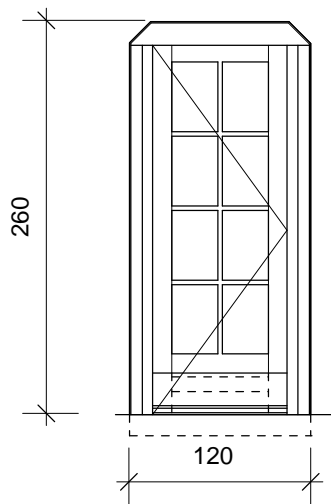
## 1.3

detail ref.doc.

H D.



1.3

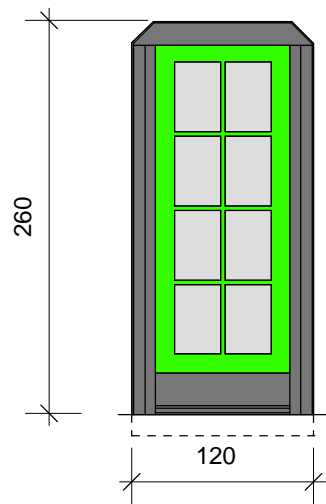


Dimension réelle du jour vitré: 31 x 46 cm  
Netto glasopeningen: 31 x 46 cm

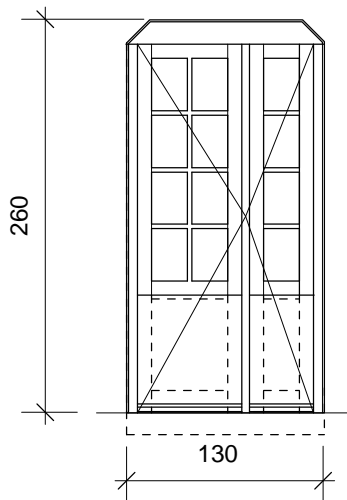
## 1.4

detail ref.doc.

H D.



1.4




Dimension réelle du jour vitré: 24 x 35 cm  
Netto glasopeningen: 24 x 35 cm

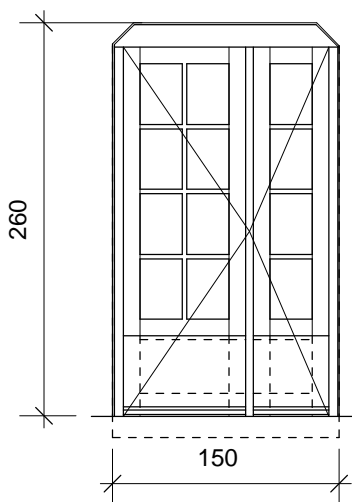
## 1.5

detail ref.doc.

H D.



1.5

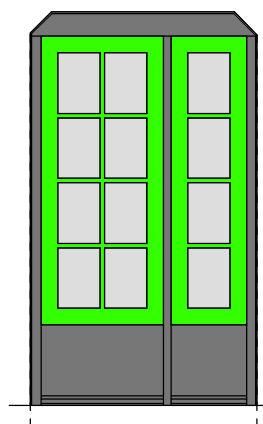


Dimension réelle du jour vitré: 28 x 40 cm  
Netto glasopeningen: 28 x 40 cm

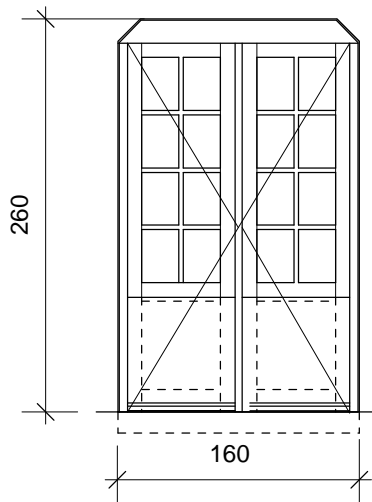
## 1.6

detail ref.doc.

H D.



1.6

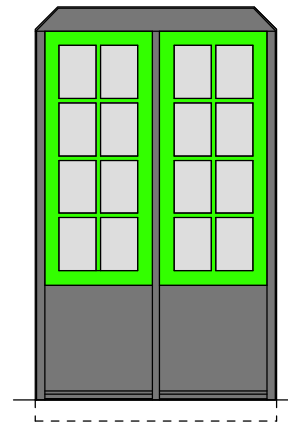


## 1.7

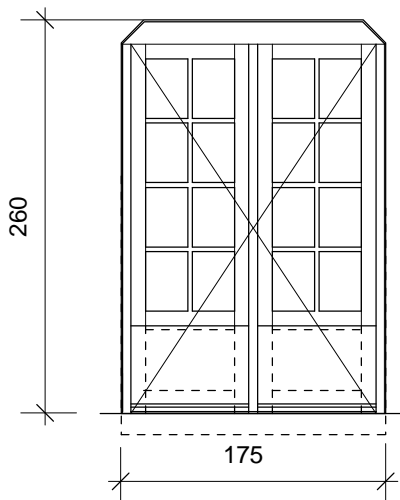
detail ref.doc.

H D.

Dimension réelle du jour vitré: 25 x 35 cm  
Netto glasopeningen: 25 x 35 cm



1.7

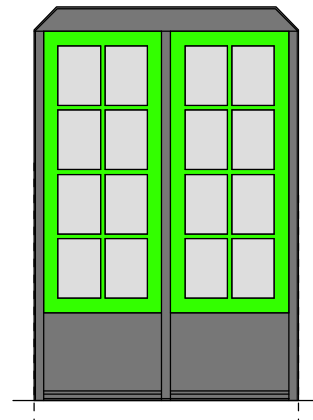


## 1.8

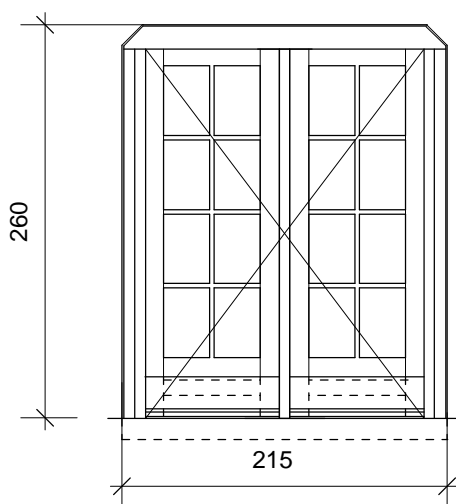
detail ref.doc.

H D.

Dimension réelle du jour vitré: 28 x 40 cm  
Netto glasopeningen: 28 x 40 cm



1.8




## 1.9

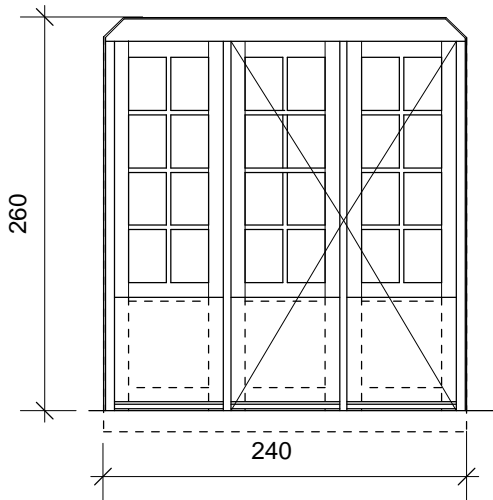
detail ref.doc.

H D.

Dimension réelle du jour vitré: 31 x 46 cm  
Netto glasopeningen: 31 x 46 cm



1.9

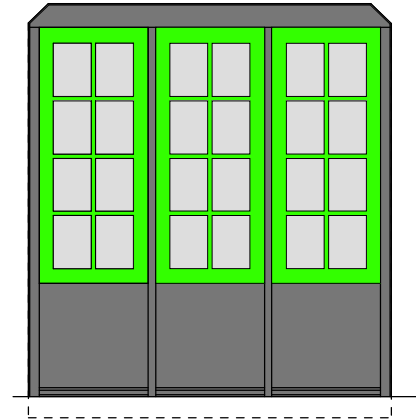


## 1.10

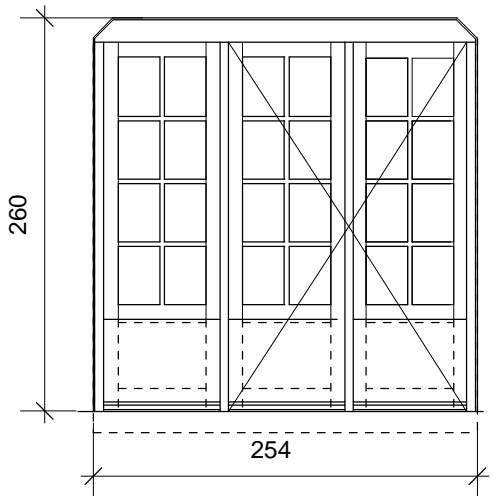
detail ref.doc.

H D.

Dimension réelle du  
jour vitré: 25 x 35 cm  
Netto glasopeningen:  
25 x 35 cm



1.10




## 1.11

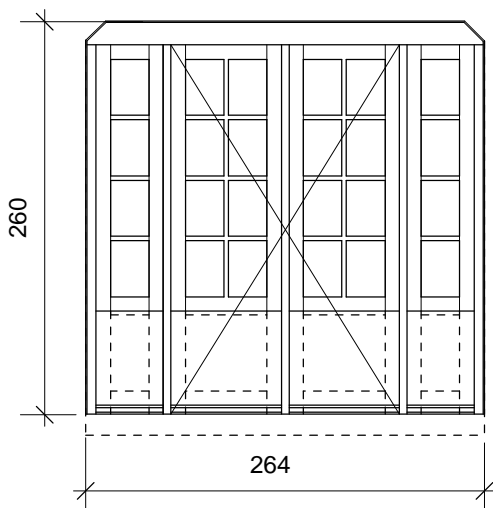
detail ref.doc.

H D.

Dimension réelle du  
jour vitré: 28 x 39 cm  
Netto glasopeningen:  
28 x 39 cm



1.11




## 1.12

detail ref.doc.

H D.

Dimension réelle du  
jour vitré: 26 x 37 cm  
Netto glasopeningen:  
26 x 37 cm



1.12





LE LOGIS - FLOREAL

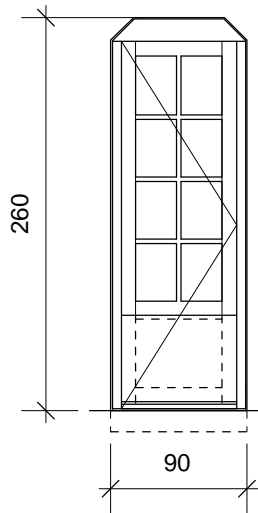
FERMETURES PORCHES TYPE 1  
MAISONS JAUNES (FLOREAL)

*AFSLUITING PORTALEN TYPE 1  
GELE HUIZEN (FLOREAL)*

*P01-15*



t: 02 410 84 39  
f: 02 410 34 31  
e: [arsis@arsis.be](mailto:arsis@arsis.be)

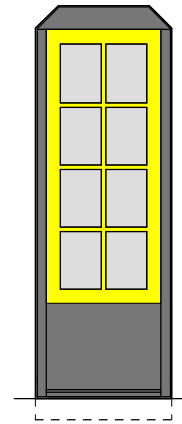


Dimension réelle du jour vitré: 27 x 38 cm  
Netto glasopeningen: 27 x 38 cm

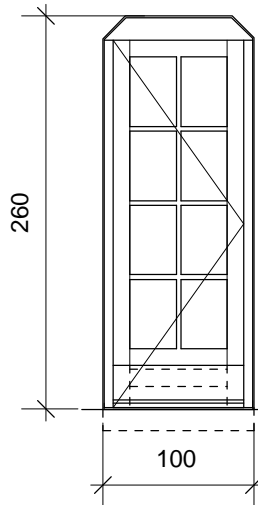
## 1.1

detail ref.doc.

H D.



1.1

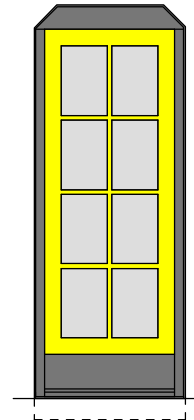


Dimension réelle du jour vitré: 31 x 46 cm  
Netto glasopeningen: 31 x 46 cm

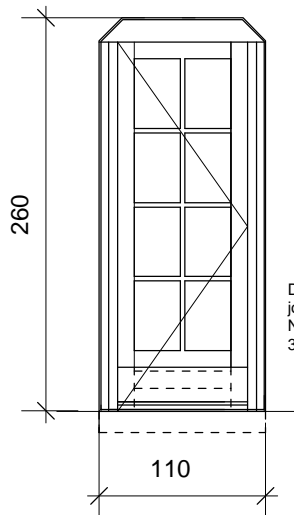
## 1.2

detail ref.doc.

H D.



1.2

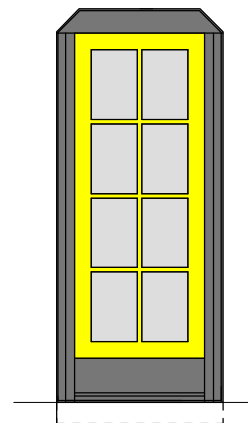


Dimension réelle du jour vitré: 31 x 46 cm  
Netto glasopeningen: 31 x 46 cm

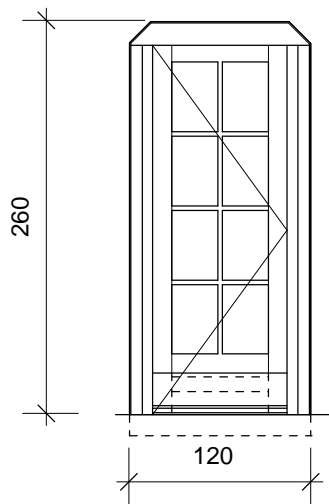
## 1.3

detail ref.doc.

H D.



1.3

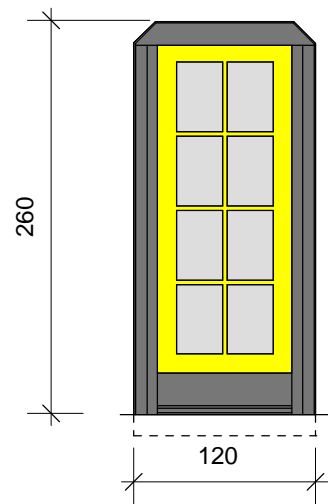


Dimension réelle du jour vitré: 31 x 46 cm  
Netto glasopeningen: 31 x 46 cm

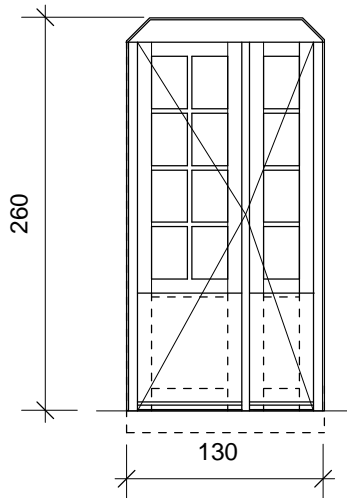
## 1.4

detail ref.doc.

H D.



1.4

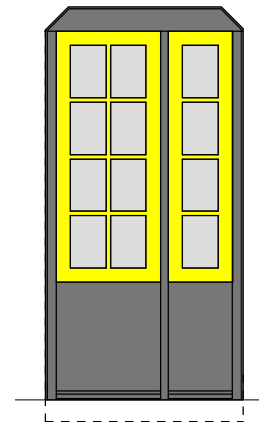


Dimension réelle du jour vitré: 24 x 35 cm  
Netto glasopeningen: 24 x 35 cm

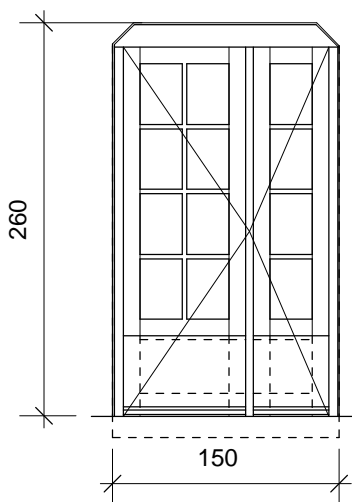
## 1.5

detail ref.doc.

H D.



1.5

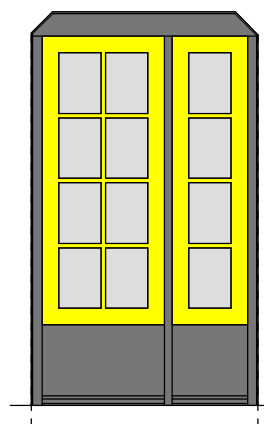


Dimension réelle du jour vitré: 28 x 40 cm  
Netto glasopeningen: 28 x 40 cm

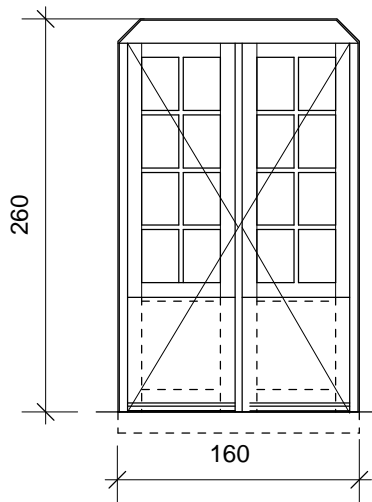
## 1.6

detail ref.doc.

H D.



1.6

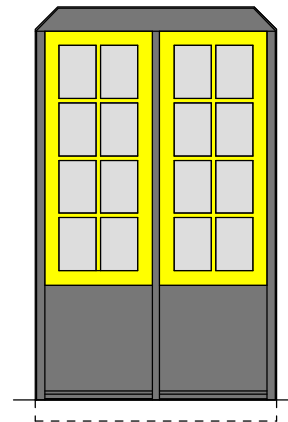


### 1.7

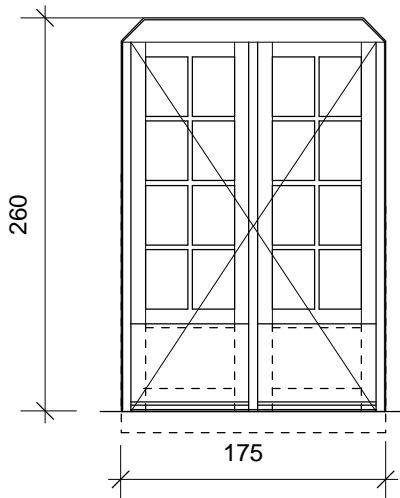
detail ref.doc.

H D.

Dimension réelle du  
jour vitré: 25 x 35 cm  
Netto glasopeningen:  
25 x 35 cm



1.7

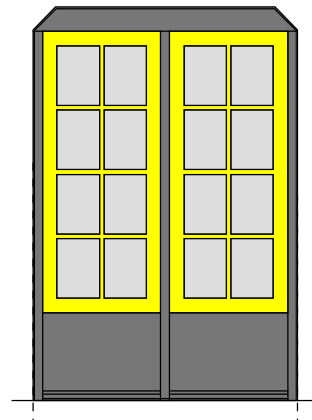


### 1.8

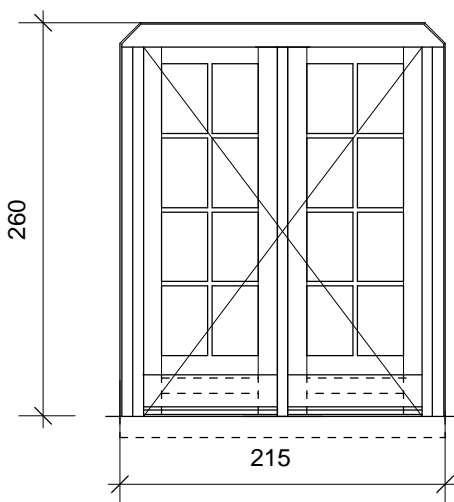
detail ref.doc.

H D.

Dimension réelle du  
jour vitré: 28 x 40 cm  
Netto glasopeningen:  
28 x 40 cm



1.8




### 1.9

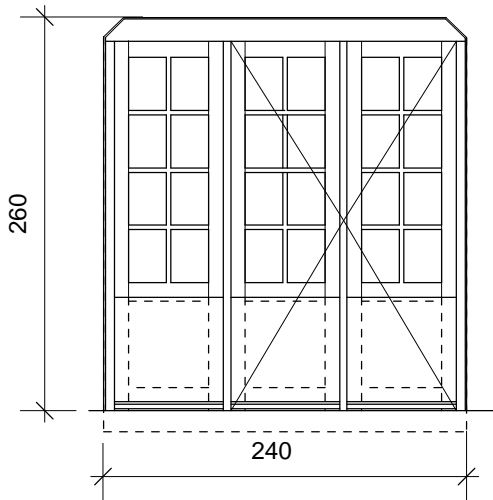
detail ref.doc.

H D.

Dimension réelle du  
jour vitré: 31 x 46 cm  
Netto glasopeningen:  
31 x 46 cm



1.9

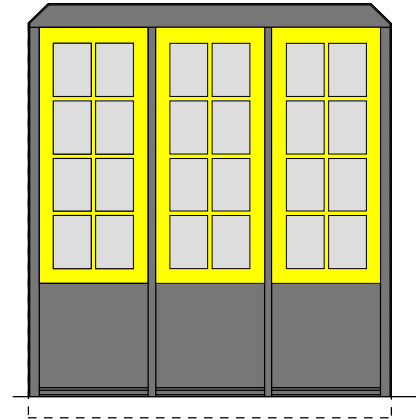


## 1.10

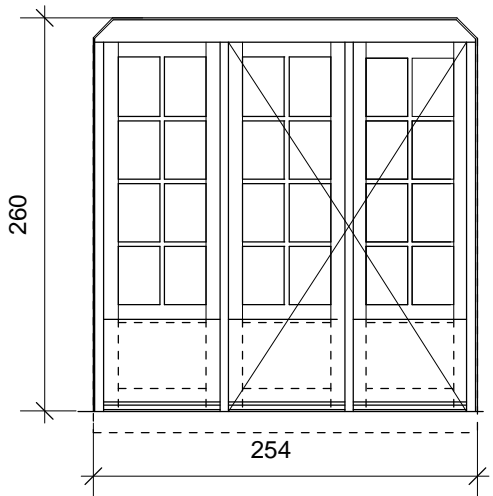
detail ref.doc.

H D.

Dimension réelle du  
jour vitré: 25 x 35 cm  
Netto glasopeningen:  
25 x 35 cm



1.10




## 1.11

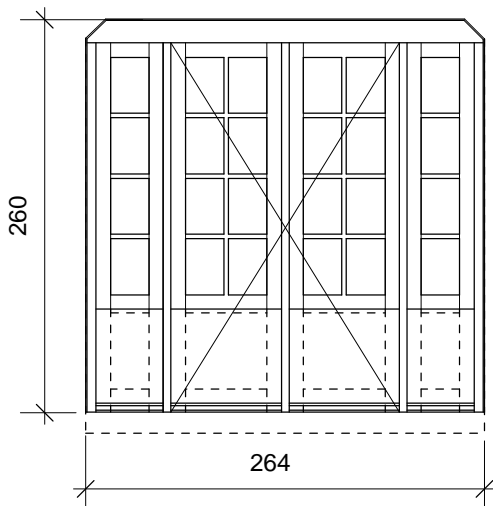
detail ref.doc.

H D.

Dimension réelle du  
jour vitré: 28 x 39 cm  
Netto glasopeningen:  
28 x 39 cm



1.11




## 1.12

detail ref.doc.

H D.


Dimension réelle du  
jour vitré: 26 x 37 cm  
Netto glasopeningen:  
26 x 37 cm



1.12







Service Public Régional de Bruxelles  
Bruxelles Développement Urbain  
Direction des Monuments et des Sites

Elaboré pour SPRB par  
ARSIS, société d'architectes sprl

Éditeur responsable  
Arlette Verkruyssen, Directeur général  
de Bruxelles Développement Urbain,  
Région Bruxelles Capitale,  
CCN- rue du Progrès 80, 1035 Bruxelles

Dépôt légal D/2014/6860/024

